

'CLICK HERE': EXAMINING IMPLICIT AND EXPLICIT ATTITUDES TOWARD RAPE AND SEXUALLY AGGRESSIVE BEHAVIOUR IN MEN RECRUITED ONLINE

Chantal A. Hermann, Kevin L. Nunes, & Natasha Lorincz

October 31st, 2014

Carleton University
Ottawa, Canada

Attitudes = Evaluation

Implicit Attitudes Automatic Evaluations	Explicit Attitudes Deliberative Evaluations
---	--

Attitudes = Unique Cognitive Construct

Attitudes Predict Behaviour



1. Are online samples generalizable to the general population?

YES*

More diversity in ethnicity, employment status and history, age, and education than student samples

*Dependent on online panel sample

Behrend et al. (2011); Buhrmester et al. (2011); Casler et al. (2013); Goodman et al. 2012; Paolacci et al. (2010)

2. Are the data obtained from online samples reliable and valid?

YES

Reliability and validity of online panel data can be equivalent to, or exceed that typically found in university samples

e.g., Behrend et al. (2011); Buhrmester et al. (2011); Casler et al. (2013); Paolacci et al. (2010)

3. Will participants report engaging in sexually aggressive behaviour in an online survey?

YES

Students and community men have reported engaging in sexually aggressive behaviour in online surveys in past research

(e.g., Greene & Davis, 2011; Voller & Long, 2010)

4. Can implicit and explicit attitudes be assessed online?

YES



<https://implicit.harvard.edu/implicit/>

[Research Questions]

1. Do the implicit and explicit measures of attitudes towards rape have **good reliability** (internal consistency)?
2. Do the explicit measures of attitudes towards rape demonstrate **convergent validity**?
3. Are **implicit and explicit attitudes** towards rape associated with **sexually aggressive behaviour**?

[Participants]

Demographics	Students (N = 150)	Community Men (N = 315)
Age	90.7% 18-24	76.3% 40-60+
Race	65.3% White	87.6% White
Full Time Job (%)	6.7%	48.9%
Relationship Status	7.4% Married or Living w/ Partner	64.5% Married or Living w/ Partner

[Measures]

Three types of measures:

- 1) **Implicit** attitude measures
- 2) **Explicit** attitude measures
- 3) Indicators of sexually aggressive **behaviour**

[Implicit Attitudes Toward Rape]

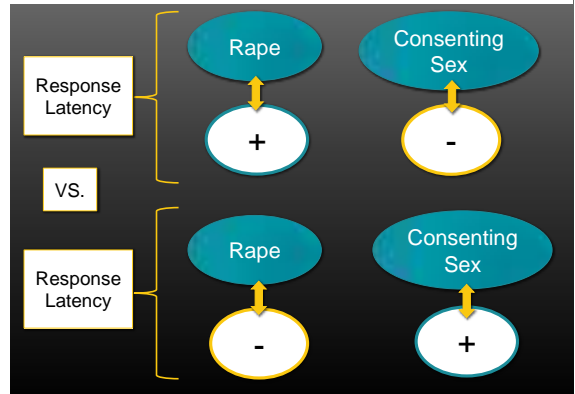
Measures that assess **automatic associations** between a concept and an attribute

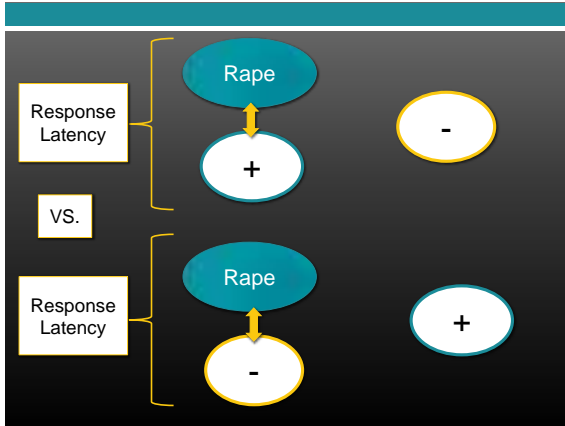
Implicit Association Test (IAT)

- Implicit attitudes towards rape relative to consenting sex

Single category – IAT (SC-IAT)

- Implicit attitudes towards rape





[Explicit Attitudes Toward Rape]

Semantic Differentials
(SD RAPE)

Raping a woman is:

1	2	3	4	5	6	7
Very Negative			Neutral			Very Positive
Very Bad						Very Good
Very Wrong						Very Right
Very Immoral						Very Moral
Very Not Enjoyable						Very Enjoyable
Very Not Fun						Very Fun

[Explicit Attitudes Toward Rape]

Sexual Experience Survey- Attitudes
(SES-ATT)

How POSITIVE or NEGATIVE do you think the behaviour below is?

Tactics vary and include verbal and physical coercion

Behaviours vary from sexual touching to intercourse

Koss et al. (2006) Modified

[Explicit Attitudes Toward Rape]

How POSITIVE or NEGATIVE do you think the behaviour below is?

Using some degree of physical force (twisting her arm, holding her down) or in any other way holding down or physically hurting a woman in order to . . .

1 (Very negative)... ...7 (Very positive)

- fondle, kiss, or sexually touch her without her permission?
- attempt to make her have sexual intercourse with you, but for some reason intercourse didn't happen?
- make her have oral sex with you?
- make her have sexual intercourse with you?
- make her have anal sex with you?
- insert an object into her?

[Explicit Attitudes Toward Rape]

Rape Outcome Expectancies – Evaluation
(ROE-Eval)

List three things that you think could happen if you were to force a woman to have sex with you.

Outcome #1 _____

How positive or negative would this outcome be for you if it did happen?

-3 -2 -1 0 1 2 +3
Very Negative Very Positive

[Indicators of Sexually Aggressive Behaviour]

- Past sexually aggressive behaviour
- Self-reported likelihood to commit sexually aggressive behaviour

[Past Sexually Aggressive Behaviour]

Sexual Experience Survey
(SES-Past Behaviour)

How many times SINCE YOU WERE 16 years old...

Koss et al. (2006)

How many times SINCE YOU WERE 16 years old...

Have you ever used some degree of physical force (twisting her arm, holding her down) or in any other way held down or physically hurt a woman in order to . . .

0 (Never) 9 (Nine times or more)

1. fondle, kiss, or sexually touch her without her permission?
2. attempt to make her have sexual intercourse with you, but for some reason intercourse didn't happen?
3. make her have oral sex with you?
4. make her have sexual intercourse with you?
5. make her have anal sex with you?
6. insert an object into her?

[Likelihood of Sexually Aggressive Behaviour]

Likelihood to Rape Scale
(LR Scale)

How likely is it that you would commit rape if you would not get caught and/or punished?

1 2 3 4 5
Not at all likely Very likely

[Likelihood of Sexually Aggressive Behaviour]

Sexual Experience Scale -Likelihood
(SES-Likelihood)

How LIKELY would you be to do the behaviour below?

Koss et al. (2006) Modified

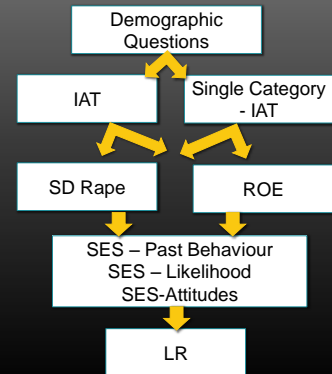
How LIKELY would you be to do the behaviour below?

Use some degree of physical force (twisting her arm, holding her down) or in any other way hold down or physically hurt a woman in order to . . .

1 (Very unlikely)... ...7 (Very likely)

1. fondle, kiss, or sexually touch her without her permission?
2. attempt to make her have sexual intercourse with you, but for some reason intercourse didn't happen?
3. make her have oral sex with you?
4. make her have sexual intercourse with you?
5. make her have anal sex with you?
6. insert an object into her?

[Procedure]



[RQ1: Reliability]

Table 2. Internal Consistency (Cronbach's Alpha) of Attitude and Behaviour Measures

Measure	Students (N = 150)	Community Men (N = 315)
IAT	0.73	0.66
SC-IAT	-	-
SD Rape	0.62	0.87
ROE Evaluation	-	-
SES – Attitudes	0.94	0.97
SES - Likelihood	0.94	0.96
SES – Past Behaviour	0.89	0.91

[RQ2: Convergent Validity]

Table 3. Convergent validity for explicit attitude measures

Community	SES-Attitudes	n
SD Rape	$r = .415^*, p < .001$	144
ROE Evaluation	$r = .480^*, p < .001$	154

Students	SES-Attitudes	n
SD Rape	$r = .578^*, p < .001$	67
ROE Evaluation	$r = .068, p = 0.569$	73

[RQ3: Frequency of Sexually Aggressive Behaviour]

	Students % (n)	Community % (n)
B1: Arguments and pressure	25% (38)	26% (82)
B2: Made promises you knew were untrue	25% (37)	27% (84)
B3: Shown you were not happy by making a woman feel guilty etc.	30% (45)	25% (80)
B4: Given a woman drugs or alcohol without her permission	3% (4)	6% (18)
B5: Woman passed out or too drunk to stop what was happening	9% (13)	15% (48)
B6: Used physical force	2% (3)	4% (13)

[RQ3: Implicit Attitudes Toward Rape and Sexually Aggressive Behaviour]

[Community Men]	RE-IAT	n	SC-IAT	n
SES- Past Behaviour	-.058	160	-.073	149
SES- Likelihood	.045	154	-.017	143
LR Scale	.168*	160	.022	151

[Students]	RE-IAT	n	SC-IAT	n
SES- Past Behaviour	.021	74	-.040	70
SES- Likelihood	-.032	74	.033	71
LR Scale	-.155	71	-.123	69

[RQ3: Explicit Attitudes Toward Rape and Sexually Aggressive Behaviour]

[Community Men]

	SES-Attitudes	n	SD Rape	n	ROE Eval.	n
SES- Past Behavior	$r = .434^*$	307	$r = .450^*$	148	$r = .200^*$	154
SES- Likelihood	$r = .806^*$	296	$r = .616^*$	144	$r = .472^*$	146
LR Scale	$r = .401^*$	309	$r = .668^*$	148	$r = .304^*$	155

* $p < .05$

[RQ3: Explicit Attitudes Toward Rape and Sexually Aggressive Behaviour]

[Students]

	SES-Attitudes	n	SD Rape	n	ROE Eval.	n
SES- Past Behavior	$r = .536^*$	144	$r = .467^*$	67	$r = .052$	72
SES- Likelihood	$r = .844^*$	145	$r = .629^*$	67	$r = .096$	73
LR Scale	$r = .307^*$	140	$r = .563^*$	66	$r = .140$	71

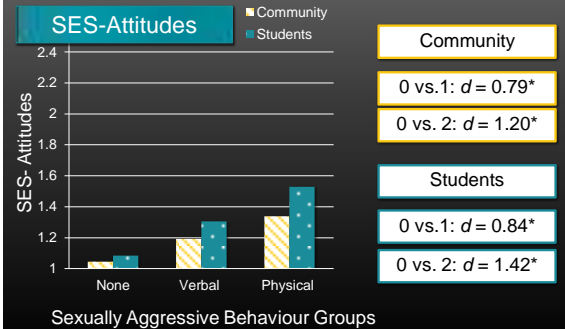
* $p < .05$

[RQ3: Group Differences]

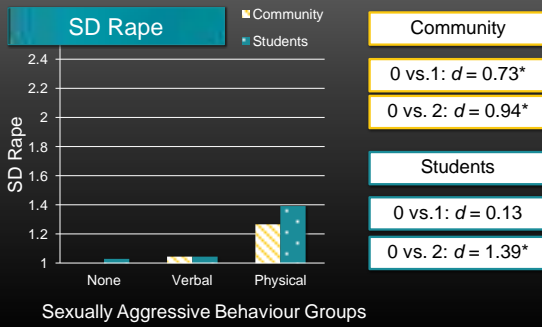
3 groups:

- **None:** No past sexually aggressive behaviour
- **Verbal:** Verbal coercion only
- **Physical:** Physical coercion and/or physical and verbal coercion

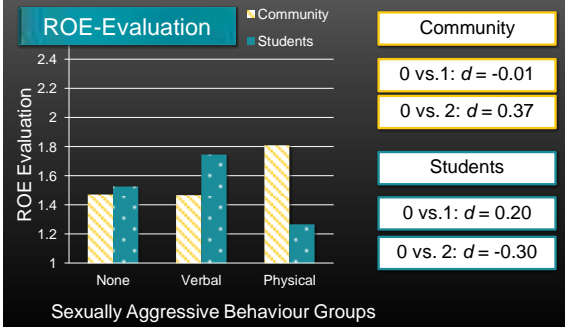
[Explicit Attitudes Toward Rape]



[Explicit Attitudes Toward Rape]



[Explicit Attitudes Toward Rape]



[Discussion]

No relationship between **implicit attitudes toward rape** and sexually aggressive behaviour

- Inconsistent with prior research

Explicit attitudes toward rape associated with sexually aggressive behaviour

- Consistent with hypotheses

[Limitations & Future Directions]

Cross sectional research design

- Can attitudes towards rape predict behaviour?

More research needed validating implicit measures in **Qualtrics**

- Qualtrics Reaction Time Engine
<http://www.qrtengine.com>

[Thank you]

ATSA: This research was funded by the ATSA Pre-Doctoral Research Grant

SSHRC

ACBR Lab

<http://carleton.ca/acbrlab/>

Hermann, C. A., Nunes, K. L., Lorincz, N. (2014, November). 'Click Here': Examining Implicit and Explicit Attitudes toward Rape and Sexually Aggressive Behaviour in Men Recruited Online. In K. L. Nunes (Chair) *Attitude may be Everything, but is Everything an Attitude?* Symposium conducted at the 33rd Annual Research and Treatment Convention of the Association for the Treatment of Sexual Abusers, San Diego, California.

[Additional Findings]

- No relationship between implicit and explicit attitudes towards rape in community men or students
- Sexually aggressive behaviour indicators (past behaviour and likelihood) all positively correlated with each other (convergent validity)

[Implicit Association Test]

RAPE positive CONSENTING SEX negative

FORCE

d

k

[Implicit Association Test]

RAPE negative CONSENTING SEX positive

vacation

d

k

[Single Category – IAT]

RAPE positive negative

FORCE

d

k

[Single Category – IAT]

RAPE negative positive

vacation

d

k

[Implicit Attitudes Toward Rape]

Response latencies from different trial types are used to compute a **difference score (D)**

Positive D = Stronger associations between RAPE and positive

Negative D = Stronger associations between RAPE and negative