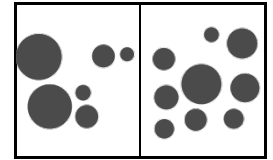
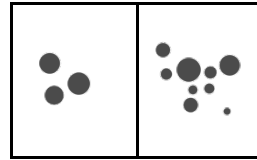
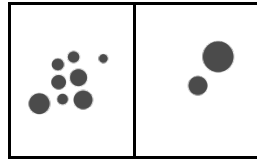
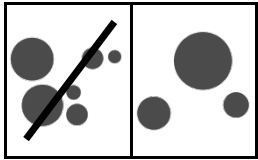
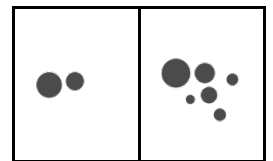
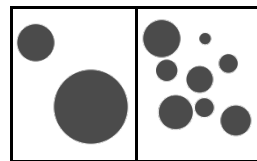
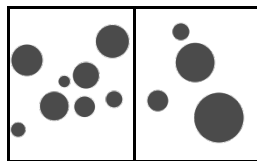
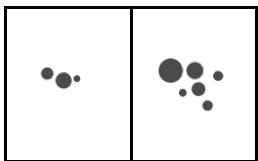


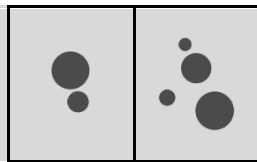
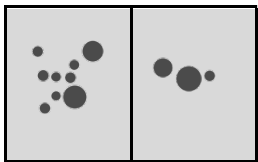


For each pair, cross out the greater quantity (i.e., the one that has more dots)

Sample Items:



Practice Items:



STOP

Notify the experimenter that you are ready to move on to the next section.

ID Number: _____

Non-Symbolic Magnitude Comparison

Time Form A (report seconds and one decimal; e.g., 48.7): _____

Errors Form A: _____

Time Form B _____

Errors Form B _____