

Challenges in Implementing Evidence-Based Practices in Policing: An Evaluation of Static-99R Feasibility When Used by Police Personnel

By Heather Burke, MA, PhD Candidate
Department of Psychology

Date: 2024/02/09



Acknowledgments



Grateful for the collaboration of Sandy Jung.

The points of view expressed in this presentation do not necessarily represent the views of the Edmonton Police Service. This presentation draws on research supported by the Social Sciences and Humanities Research Council.



Social Sciences and Humanities
Research Council of Canada

Conseil de recherches en
sciences humaines du Canada

The wordmark for Canada, featuring the word "Canada" in a black, serif font, with a small Canadian flag icon integrated into the letter "a".

EVIDENCE-BASED POLICING

Risk Assessment in the Criminal Justice System

- Probation and post-conviction settings
- Static-99R (Helmus et al., 2012)
 - Total score range: 0-12
 - Nominal risk categories:

Total Score	Risk Level
-3, -2	I – Very Low Risk
-1, 0	II – Below Average Risk
1, 2, 3	III – Average Risk
4, 5	IVa – Above Average Risk
6 and higher	IVb – Well Above Average Risk

Risk Assessment in the Criminal Justice System

Intimate Partner Violence (IPV)



- Ontario Domestic Assault Risk Assessment (ODARA; Hilton et al., 2004)

Sex Crime Investigations



- Less common
- Designed for those convicted of sexual offences

Implementation Challenges



- Resource
- Training
- Scoring complexity



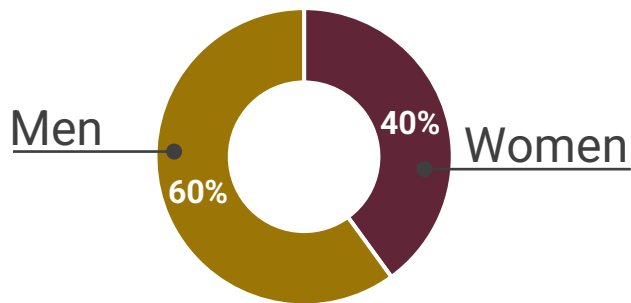
Current Study

Demographics and Participant Incentive

Sample Size

$N = 5$

Gender




M Age

42.4


M EPS Employment

15 years

Education

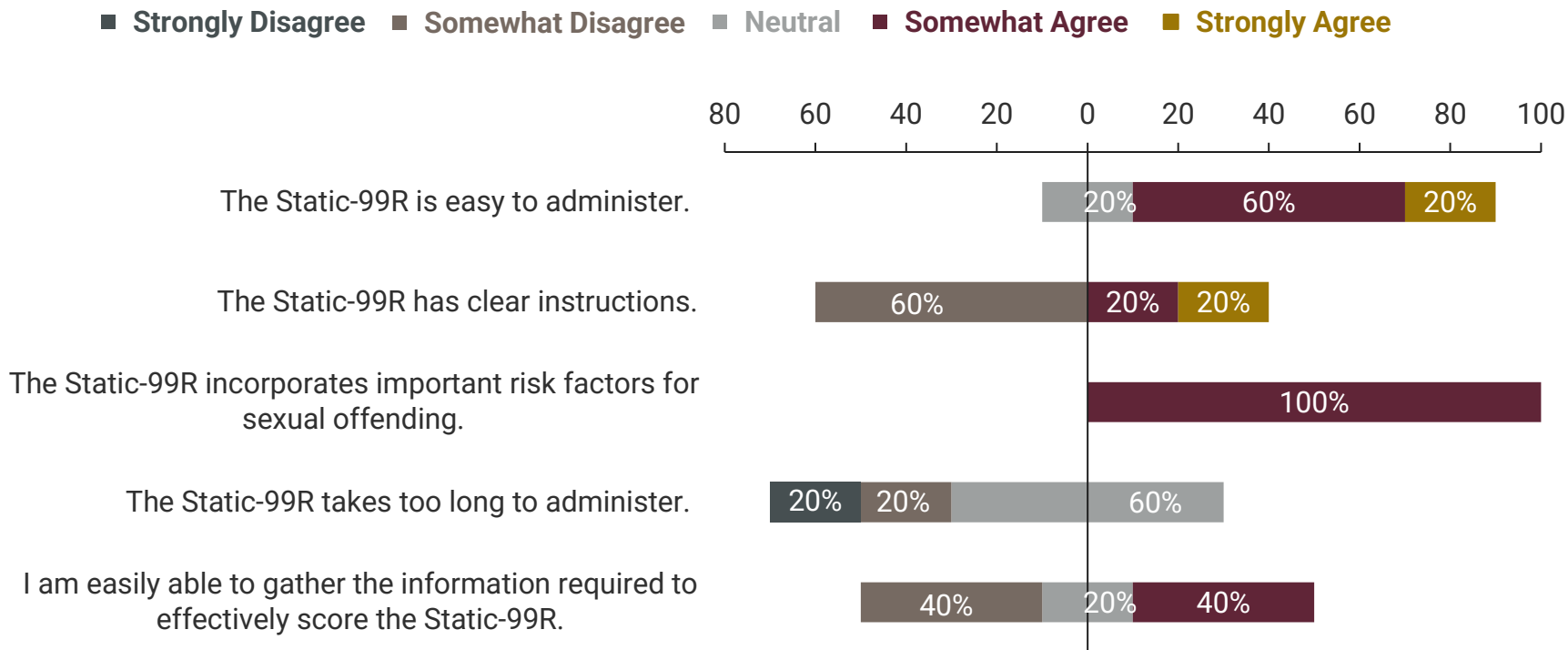


Incentive Draw



Survey Results: Section 1

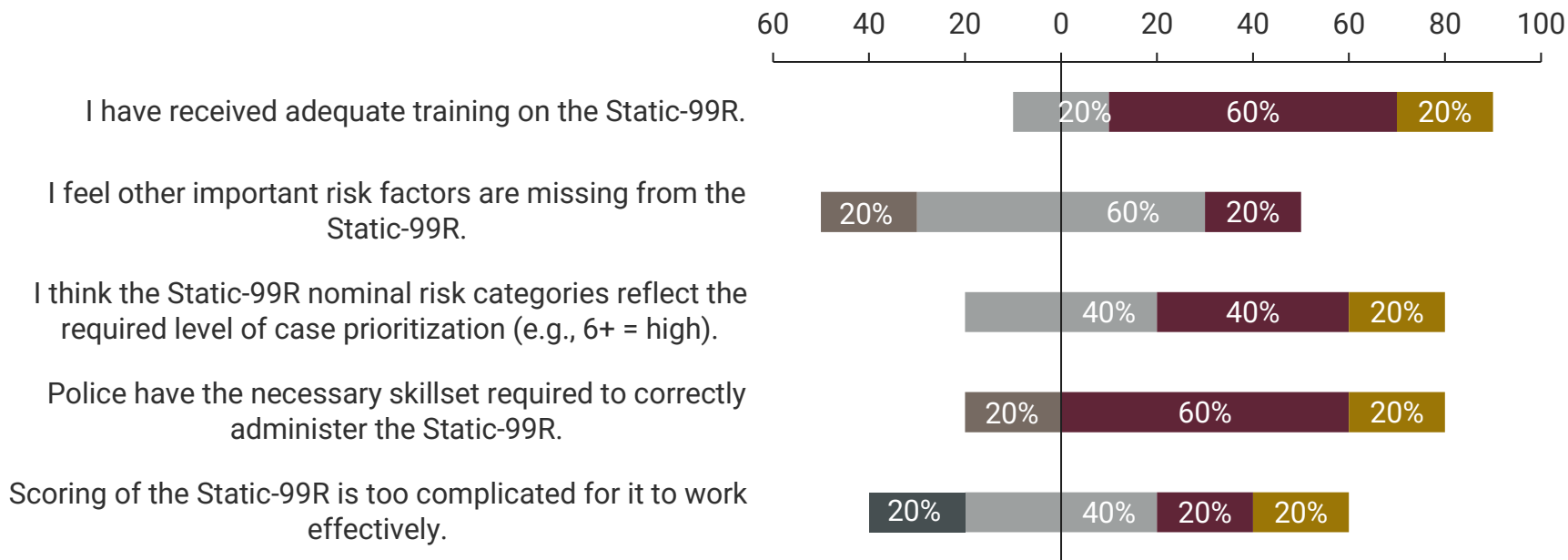
Table 1. *Static-99R Feasibility: Quantitative Police Perception Survey Insights*



Survey Results: Section 1

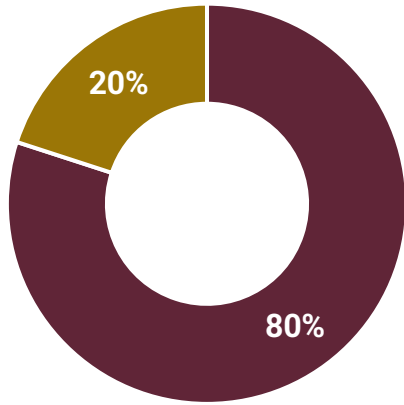
Table 1. *Static-99R Feasibility: Quantitative Police Perception Survey Insights (Continued)*

■ **Strongly Disagree** ■ **Somewhat Disagree** ■ **Neutral** ■ **Somewhat Agree** ■ **Strongly Agree**

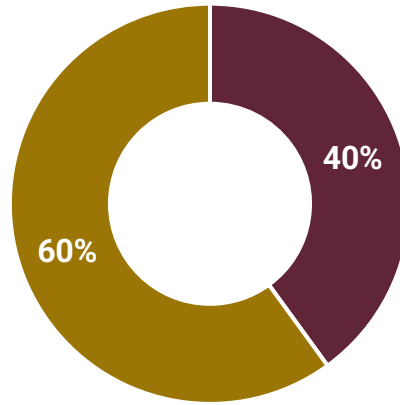


Survey Results: Section 2

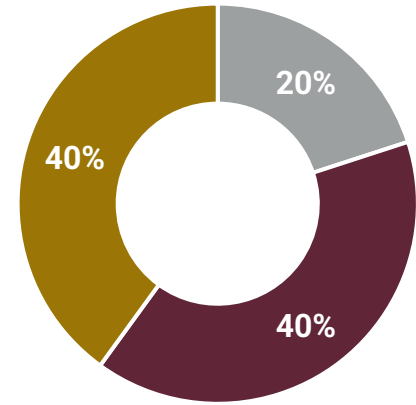
■ Strongly Disagree ■ Somewhat Disagree ■ Neutral ■ Somewhat Agree ■ Strongly Agree



Demographics are an important factor to consider when predicting risk.



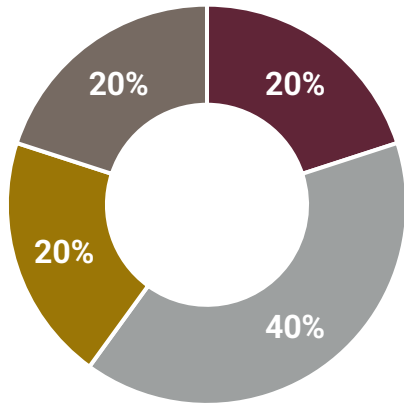
Criminal history is an important factor to consider when predicting risk.



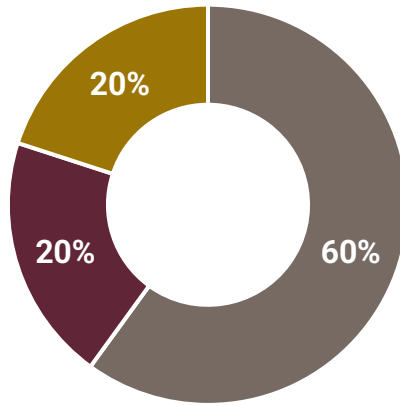
Victim characteristics are an important factor to consider when predicting risk.

Survey Results: Section 2

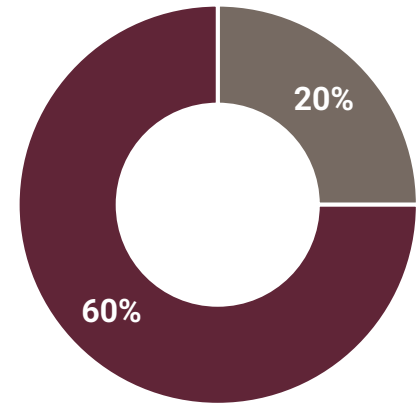
■ Strongly Disagree ■ Somewhat Disagree ■ Neutral ■ Somewhat Agree ■ Strongly Agree



The criteria for coding **demographics** are clear.



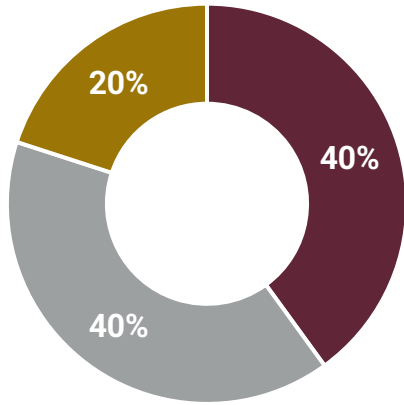
The criteria for coding **criminal history** items are clear.



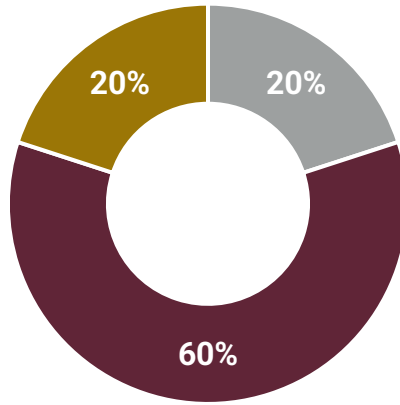
The criteria for coding **victim characteristics** are clear.

Survey Results: Section 2

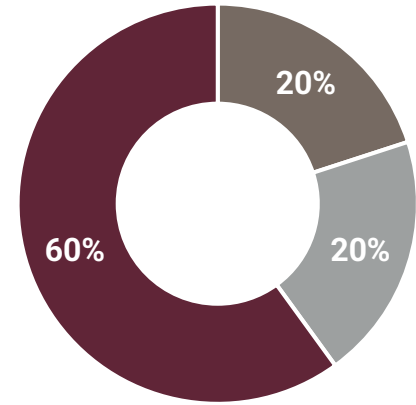
■ Strongly Disagree ■ Somewhat Disagree ■ Neutral ■ Somewhat Agree ■ Strongly Agree



The score assigned to **demographic** items accurately reflects the importance of these risk factors.



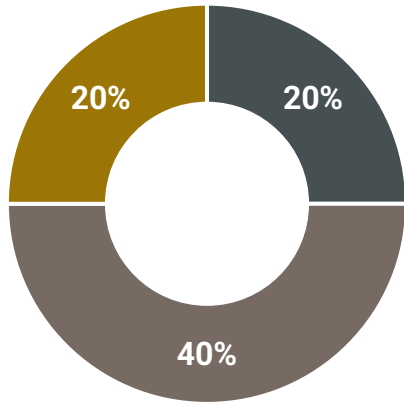
The score assigned to **criminal history** items accurately reflects the importance of these risk factors.



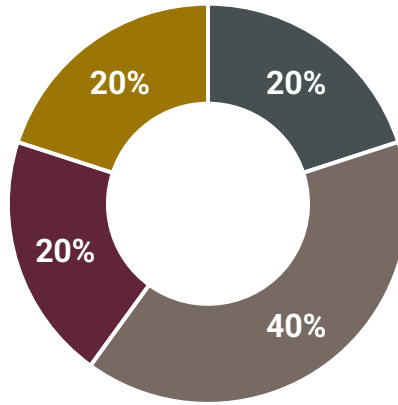
The score assigned to **victim characteristic** items accurately reflects the importance of these risk factors.

Survey Results: Section 2

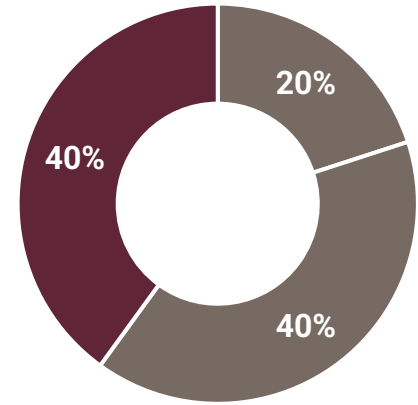
■ Strongly Disagree ■ Somewhat Disagree ■ Neutral ■ Somewhat Agree ■ Strongly Agree



I am easily able to gather the information required to score the **demographic items** in the Static-99R.



I am easily able to gather the information required to score the **criminal history** items in the Static-99R.



I am easily able to gather relevant information on the **characteristics** of an individual's **victim**.

Qualitative Results

Please share anything else you want us to know about your experience using the Static-99R.



CONCLUSIONS

THANK YOU!

heatherburke3@cmail.carleton.ca