



RAVENS

CARLETON UNIVERSITY

How to Succeed in Criminology/University

Part II



Introductions:

- ▶ Dr. Lara Karaian
- ▶ Dr. Nicolas Carrier
- ▶ Khayman Wood
- ▶ Marilyn Ginder, *Institute Administrator*
- ▶ Robin Dunbar, *Undergraduate Administrator/Advisor*



Transitioning to Carleton

High School






Mandatory

Free (usually)

Schedule is arranged for you

Participation in extracurricular activities requires permission

Your actions are monitored and corrected



University

Voluntary

You pay for it

You arrange your own schedule

Participation in extracurricular activities by choice

You are responsible for your own choices

The First Month...

- ▶ **Read your Course Outlines carefully.** It's a 'contract' between you and the instructor.
- ▶ **Textbooks & Reading Lists** - Check your course outlines. Not all are available at the campus bookstore!
- ▶ **Go to class!** Most instructors will impart supplemental material in their lectures that is not in the text book. **Signal Words** in lectures will also help you focus on the most important topics.
- ▶ **Keep up with readings each week.**
1 hour spent in class = 2 hours of work outside class

The First Month...

- ▶ **Take notes**, preferably *by hand*. Note-taking is important because it gets you involved in the lecture. It actually forces you to pay attention. Search “Lecture Note Taking” for tips.
- ▶ **Professors** are available to answer questions during office hours, will not remind you of incomplete work, and may not take attendance but may notice if you attend or not.
- ▶ **Time Management:**
 - ▶ Be Organized
 - ▶ Use an agenda
 - ▶ Hand in assignments on time - late assignments can cost you a full letter grade!

The First Month...

▶ Academic Integrity Policy

▶ “A commitment even in the face of adversity to five fundamental values: honesty, trust, fairness, respect, and responsibility.”

▶ Violations 

▶ Sanctions:

- ▶ grade of zero
- ▶ resubmission
- ▶ course failure
- ▶ letter of reprimand
- ▶ suspension from program
- ▶ etc.

Plagiarism

- Submitting work written whole or in part by someone else
- Failing to acknowledge sources through the use of proper citations when using another's work

Test and Exam Rules

- Attempting to read another student's exam papers
- Speaking to another student (even if subject matter is irrelevant to text)
- Using material not authorized by the examiner

Other Violations

- Improper access to confidential information such as exams or test questions
- Disruption of classroom activities or periods of instruction
- Misrepresentation of facts for any academic purpose

The First Month...

▶ **Professionalism/Etiquette:**

- ▶ First impressions really matter. Be professional.
 - ▶ *Use your Carleton email!*
 - ▶ *ALWAYS include your student number!*
 - ▶ Address and sign your emails professionally.
 - ▶ Mind your manners (use please/thank you) and watch your tone. Be respectful, not demanding.
 - ▶ Avoid abbreviations, proof read for spelling and grammar, don't use CAPS (it is perceived as yelling).
- ▶ **Stay Connected** with the latest news and events at:
<https://students.carleton.ca/>

Support Services

There are **MANY** services on campus for various issues you might experience this year, you just have to seek them out.

- ▶ Centre for Student Academic Support
- ▶ Academic Advising Centre
- ▶ Student Experience Office - First Year Connections
- ▶ Carleton Co-Curricular Record
- ▶ Career Services
- ▶ Registrar's Office

Support Services

- ▶ Awards and Financial Aid
- ▶ International Student Services Office
- ▶ Centre for Indigenous Initiatives
- ▶ Health & Counselling Services / Sexual Assault Support Services
- ▶ Paul Menton Centre for Students with Disabilities (PMC)
- ▶ Department of University Safety:
Emergency response - **ext. 4444** from any campus phone.
- ▶ **AND SO MANY MORE!!!!**

Don't believe us... take it from someone who knows.



— NO SUFFERING IS —
TOO TRIVIAL.
DON'T BE AFRAID TO
ASK FOR HELP.

Criminology & Criminal Justice Program

HONOURS VS GENERAL

▶ Honours: 20.0 credits - 4 years

Based on doing 5.0 credits each year

- ▶ More content & higher level content - *4th year seminars, extra research methods requirements.*
- ▶ Higher grades.
- ▶ Good for careers requiring research/analysis.

- Currently only admit directly to Honours (except for special articulation agreement for some Algonquin College transfer students)
- Students admitted to Honours can switch to the BA General after first year if required/desired.

▶ General: 15.0 credits - 3 years

Based on doing 5.0 credits each year

- ▶ Finish faster.
- ▶ Can't continue to graduate level university programs (MA's).
- ▶ Good for careers in front line positions working with people.

Criminology & Criminal Justice Program

- ▶ Year standing is based on the number of credits completed (*not which ones*) and not on the calendar length of time.
- ▶ Year standing WILL affect your registration:
 - ▶ First Year Standing 0 – 3.5 credits
 - ▶ Second Year Standing 4.0 – 8.5 credits
 - ▶ Third Year Standing 9.0 – 13.5 credits
 - ▶ Fourth Year Standing 14.0+ credits

Criminology & Criminal Justice Program

- ▶ Cumulative Grade Point Average (CGPA)
 - ▶ **Honours program**: Overall CGPA 5.0 (C), Major CGPA 6.50 (C+/B-)
 - ▶ **General program**: Overall CGPA 4.0 (C-), Major CGPA 4.00 (C-)

Table 1: Minimum CGPA Requirements for Good Standing Status

Program credits completed	Honours	Architecture (Design), B.I.D. programs	Engineering programs	15.0 credit General	20.0 credit Major, B.I.T.
0.0 to 5.0	Overall 4.00	Overall 3.00	Overall 4.00	Overall 3.00	Overall 3.00
5.5 to 10.0	Overall 4.50 Major 5.50	Overall 3.50	Overall 4.50	Overall 3.50 Major 3.50	Overall 3.50 Major 3.50
10.5 to 15.0	Overall 5.00 Major 6.00	Overall 3.50	Overall 5.00	Overall 4.00 Major 4.00	Overall 3.50 Major 3.50
15.5 or more	Overall 5.00 Major 6.50	Overall 4.00	Overall 5.00		Overall 4.00 Major 4.00
Graduation	Overall 5.00 Major 6.50	Overall 4.00	Overall 5.00	Overall 4.00 Major 4.00	Overall 4.00 Major 4.00

Importance of Your Academic Audit

- ▶ Your “road map” for your program
- ▶ Access it in Carleton Central - MyAudit
- ▶ How to read it:
<http://carleton.ca/academicadvising/your-academic-audit/how-to-read-your-audit/>
- ▶ Check it regularly!
- ▶ Seek Academic Advising at least once a year.

Transfer Students

- ▶ Transferred courses show as “TR” on the audit.
- ▶ Transfer credits contribute to the “Program Credits Completed” but not to the calculation of the CGPAs.
- ▶ Generic credit (e.g. 1XXX) or a direct equivalence (e.g. 1001).
- ▶ **Check your audit!** Make sure your registration is not conflicting with your transfer credits!
- ▶ New transfer students have **advanced/upper year standing** so require **higher CGPAs!**
- ▶ Join the **Carleton University Transfer Student Group** on Facebook.

Questions?





Good Luck **Ravens!**

