

SCORM/AICC

Overview

Moodle has an embedded module for both SCORM and AICC formats that allows you to easily create, reuse, and transfer your (or someone else's) custom training content to and from other course management systems (and from some text book resources).

You can upload SCORM or AICC files to Moodle in zip format. If you are leaving Carleton and wish to take your Moodle work with you, it is wise to take it away in multiple formats so that you have a good chance of accessing and using it at a new institution and on different course management systems (eg: Sakai or Black Board/WebCT.)

In more detail;

Sharable Content Object Reference Model (SCORM) is a set of course materials for online training. SCORM has two basic components: packaging content and exchanging data at runtime. The packaging content is visible content of materials including names of content, questions, and answers. As long as you have complete SCORM data, you do NOT need to modify the component for different platforms (this is why SCORM is often recommended).






Aviation Industry Computer-Based Training Committee (AICC) is a professional association that develops another set of standard computer training (CBT) objects which was originally created for the aviation industry.

For more information, visit <http://www.scorm.com/pages/home.aspx> -Rustic Software
Or search forums on <http://docs.moodle.org/en/SCORM> -MoodleDocs

How to add or edit SCORM/AICC files:

- Turn on editing mode
- If you add a new SCORM/AICC file, make sure they are in 'zip' format and select [SCORM/AICC] located under 'Add an activity'. If you already have a document and want to edit it, click update next to the document. If you need to compress a file you have into zip format, contact an Academic Technologist for help doing so.
- Under the week or topic that you want the SCORM file to be located, use the Activities pull-down menu to choose SCORM/AICC.
- Name the exercise, and type in a summary for the item.
- Under the summary box is a line for the "package file." Click on Choose or Upload a file next to this line. If you have already uploaded the file to Moodle, find it in the list of files on your course page. Otherwise, click on Upload a File. Make sure the file is a .zip file!

GAC » Files

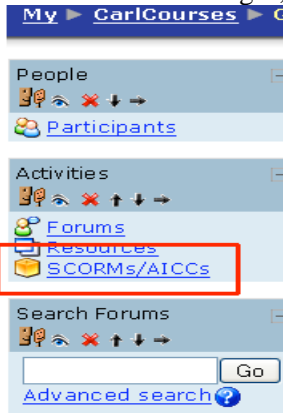
	Name	Size	Modified	Action
<input type="checkbox"/>	 backupdata	1MB	4 Dec 2007, 02:32 PM	Rename
<input type="checkbox"/>	 moddata	809KB	4 Dec 2007, 11:49 AM	Rename
<input type="checkbox"/>	 DanEpeh.jpg	13KB	23 May 2007, 12:40 PM	Choose Rename
<input type="checkbox"/>	 Ghana.gif	7.8KB	22 Apr 2007, 03:51 PM	Choose Rename
<input type="checkbox"/>	 aggressionSCORMExport.zip	106.4KB	4 Dec 2007, 11:47 AM	Choose Unzip List Restore Rename

With chosen files...

- If you are not sure about what to do with the other settings leave them as they are. The most important one is whether or not you allow students to try the exercise repeatedly, and then you can

adjust the Attempts slot accordingly. Some exercises may recommend a certain size window for viewing them, in which case you can change the height and width on this page as well.

- Click on 'Save Changes,' and SCORMs/AICCs should appear in the Activities column.



Examples:

Go to <http://www.questionwriter.com/product-samples.html> to try some SCORM samples.

Tips:

SCORM vs AICC

Although some argue that AICC is a more reliable, robust, and unambiguous of a system, SCORM seems to be a better choice with Moodle for some technical reasons. So, if you have the option, choose SCORM.

Versions

SCORM's latest version is 1.3, also known as SCORM 2004.

AICC's current version is AICC HACP.

Free SCORM creator: <http://www.simplelearningcreator.com/> (registration required)