

NALOXONE KITS ON CAMPUS



Naloxone is a potentially life-saving treatment that can temporarily reverse the effects of an opioid overdose. It's administered through the affected person's nose in the form of a nasal spray. These kits are available for anyone in the community to use and are alarmed so that others in the area are notified. Campus Safety Services should be contacted to provide further assistance and can be reached at 613-520-4444 or extension 4444 from a campus phone. As per safety protocols, Emergency Medical Services must also be contacted upon the use of a naloxone kit.

Carleton University has installed 19 naloxone boxes across campus, with each box containing two doses of naloxone nasal spray.

In addition to the naloxone kits installed throughout campus, Carleton also provides training sessions and naloxone nasal kits. For more information or to register please visit:

<https://wellness.carleton.ca/forms/opioid-awareness-and-substance-use-stigma-seminar/>



The *Good Samaritan Drug Overdose Act* provides some legal protections for those individuals who experience or witness an overdose and call emergency services for help/assistance.

The act applies to those seeking emergency assistance during an overdose, including the individual experiencing an overdose. The Act protects the person who seeks help, whether they stay or leave the scene before help arrives. The Act also protects anyone else who is at the scene when help arrives.

Additional information on the *Good Samaritan Drug Overdose Act* can be located here:

<https://www.canada.ca/en/health-canada/services/opioids/about-good-samaritan-drug-overdose-act.html>

Drug overdoses could happen with others around. Staying at the scene is important to help save the life of the person experiencing an overdose.

WITNESSES SHOULD:



Call for emergency help

Be prepared to use naloxone if you suspect an opioid overdose



Provide first aid, including CPR, if necessary, until help arrives

Stay calm and reassure the person that help is on the way



NALOXONE KITS ON CAMPUS

Naloxone Kits on Campus – Main Campus		
Building	Location	
Athletics	1st Floor Located beside the Athletics Welcome Centre desk across from the Ravens Nest entrance.	
Canal Building	2nd Floor Located directly inside entryway facing University Centre.	



NALOXONE KITS ON CAMPUS

Naloxone Kits on Campus – Main Campus		
Building	Location	
CTTC Building	2nd Floor Located directly outside of Health Services, near the fire hose cabinet and AED cabinet.	
MacOdrum Library	2nd Floor Located in the lobby between Stairwell A and the Help Desk.	


NALOXONE KITS ON CAMPUS

Naloxone Kits on Campus – Main Campus		
Building	Location	
Minto Case	2nd Floor Located beside the elevators.	
Richcraft Hall	2nd Floor Located on the wall bordering the patio in the Atrium, directly beside a fire hose cabinet.	



NALOXONE KITS ON CAMPUS

Naloxone Kits on Campus – Main Campus		
Building	Location	
Southam Hall	Tunnel Level Located outside of Theatre B in the lobby.	
Tory Building	3rd Floor Located to the left of the Egg, beside the AED cabinet.	



NALOXONE KITS ON CAMPUS

Naloxone Kits on Campus – Main Campus		
Building	Location	
University Centre	4th Floor Galleria Located at the stairwell exit beside the wall of mirrors.	



NALOXONE KITS ON CAMPUS

Naloxone Kits on Campus – Residence Precinct		
Building	Location	
Dundas Residence	2nd Floor Located in the Lobby	 <p>A photograph of a lobby area in the Dundas Residence. On the left is a red door with a glass panel. To the right of the door, mounted on a light-colored wall, is a yellow and blue Naloxone kit. Above the kit is a red fire alarm pull station and a white sign with a diagram of a person's head and neck. To the right of the kit is a white plastic jug hanging from the wall. Above these items is a white directional sign that reads 'Dundas' and 'Rooms 201 to 245' with an arrow pointing left.</p>
Lanark Residence	Located in the Lobby	 <p>A photograph of a lobby area in the Lanark Residence. On the left is a window with a metal grate. To the right of the window, mounted on a light-colored wall, is a yellow and blue Naloxone kit. Above the kit is a black directional sign with a white arrow pointing up and the text 'Lanark House'. Above that is a yellow sign with black text that reads 'Naloxone' and 'OVERDOSE' in both English and French. To the right of the wall is a black door with a glass panel. The glass panel has a 'cuScreen' logo and a QR code.</p>



NALOXONE KITS ON CAMPUS

Naloxone Kits on Campus – Residence Precinct		
Building	Location	
Leeds Residence	2nd Floor Located in the foyer across from the elevators, beside the AED cabinet.	
Lennox and Addington Residence	2nd Floor Located in the Lobby beside a fire hose cabinet.	


NALOXONE KITS ON CAMPUS

Naloxone Kits on Campus – Residence Precinct		
Building	Location	
Prescott Residence	2nd Floor Located outside of the entrance to the multipurpose room (residence gym).	
Renfrew Residence	1st Floor Located outside of the nurses' station near stairwell 1B.	

NALOXONE KITS ON CAMPUS

Naloxone Kits on Campus – Residence Precinct		
Building	Location	
Residence Commons	2nd Floor Located across from the Residence Desk, beside stairwell A.	
Residence Commons Cafeteria	3rd Floor Located near the elevators.	

NALOXONE KITS ON CAMPUS

Naloxone Kits on Campus – Residence Precinct		
Building	Location	
Russell-Grenville Residence	Located in the Lobby, near the elevator.	
Stormont Residence	2nd Floor Located near the Smudge Room.	