



Election Primer for Diplomats | October 7, 2019

@parldiplo



AIR CANADA



GlaxoSmithKline



Insurance Bureau of Canada
Bureau d'assurance du Canada

Nutrien



TOYOTA



Carleton
UNIVERSITY



2 WEEKS TO GO

WHERE THINGS STAND IN THE 2019 CANADIAN GENERAL ELECTION

DAVID COLETTO
CEO, ABACUS DATA

ABACUS DATA

THE LAND
IS STRONG

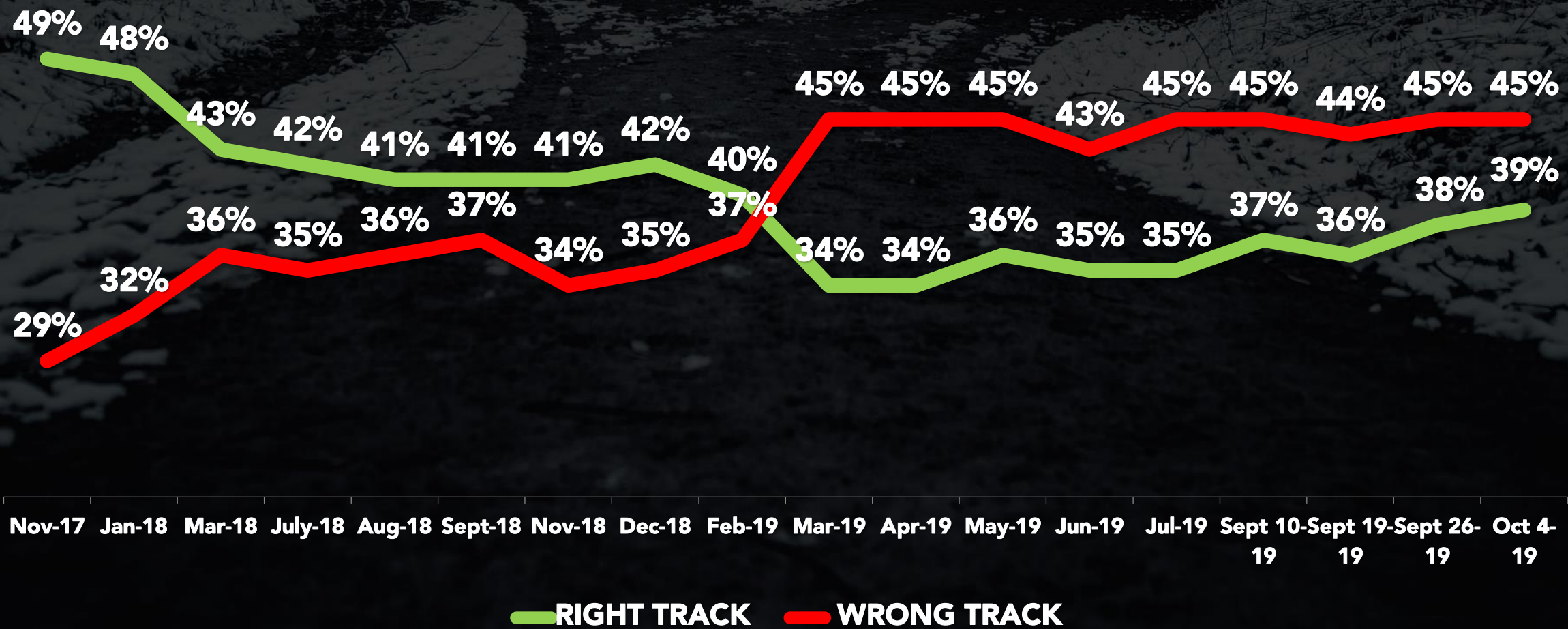






**CANADIANS ARE IN A
DEFENSIVE POSTURE.**

DIRECTION OF THE COUNTRY



GENERALLY SPEAKING, DO YOU THINK THINGS IN CANADA ARE HEADED IN THE RIGHT DIRECTION OR ARE THEY OFF ON THE WRONG TRACK?

THE WAY THE ECONOMY IS GOING...

View	Percentage
Will bring more opportunities	38%
Will bring more threats	62%

WHICH OF THE FOLLOWING COMES CLOSEST TO YOUR VIEW?

ABACUS DATA

THE WAY THE ECONOMY IS GOING...

View	Percentage
Will bring more opportunities	38%
Will bring more threats	62%

WHICH OF THE FOLLOWING COMES CLOSEST TO YOUR VIEW?

ABACUS DATA

THE WAY THE ECONOMY IS GOING...

View	Percentage
Will bring more opportunities	38%
Will bring more threats	62%

WHICH OF THE FOLLOWING COMES CLOSEST TO YOUR VIEW?

ABACUS DATA

THE WAY THE ECONOMY IS GOING...

View	Percentage
Will bring more opportunities	38%
Will bring more threats	62%

WHICH OF THE FOLLOWING COMES CLOSEST TO YOUR VIEW?

ABACUS DATA

CURRENT ECONOMIC CONDITIONS

41%



GOOD

30%



ACCEPTABLE

29%



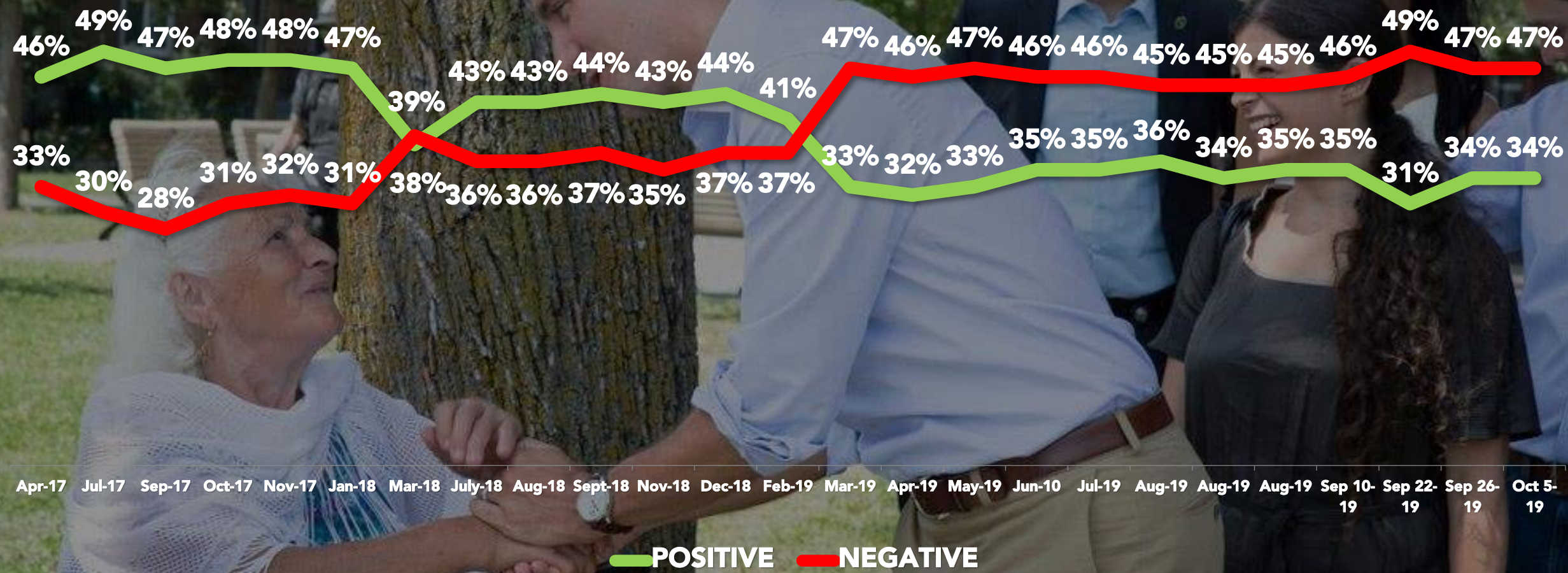
POOR

HOW WOULD YOU DESCRIBE CURRENT ECONOMIC CONDITIONS IN CANADA?



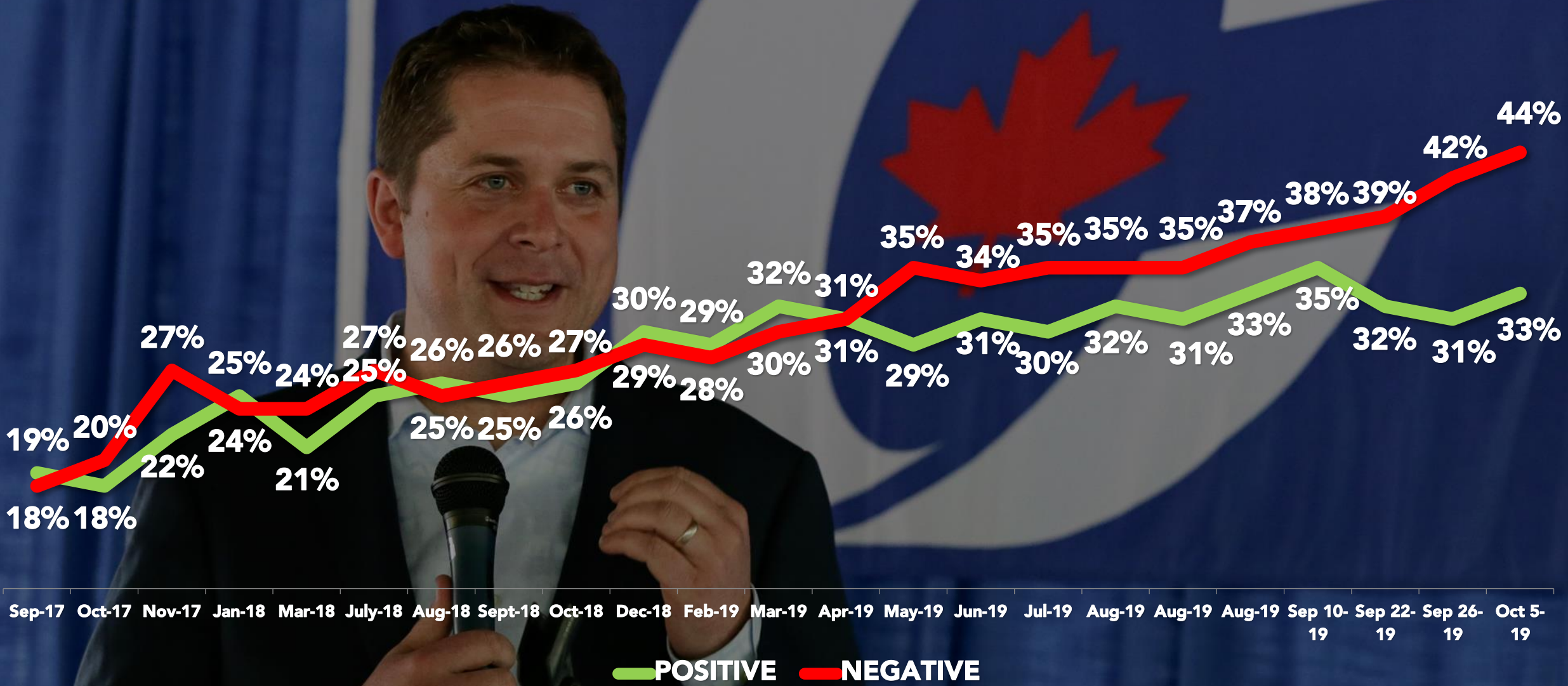
HOW DO THEY FEEL ABOUT THEIR POLITICAL LEADERS?

IMPRESSION OF JUSTIN TRUDEAU



DO YOU HAVE A POSITIVE OR NEGATIVE IMPRESSION OF JUSTIN TRUDEAU?

IMPRESSION OF ANDREW SCHEER



DO YOU HAVE A POSITIVE OR NEGATIVE IMPRESSION OF ANDREW SCHEER?

POLITICAL LEADERS – WHO WE LIKE/DISLIKE

NET IMPESSIONS (% NEGATIVE - % POSITIVE)

TRUDEAU

-13

SCHEER

-11

MAY

+4

SINGH

+7

BERNIER

-33

DO YOU HAVE A POSITIVE OR NEGATIVE IMPRESSION OF THE FOLLOWING PEOPLE?

ABACUS DATA



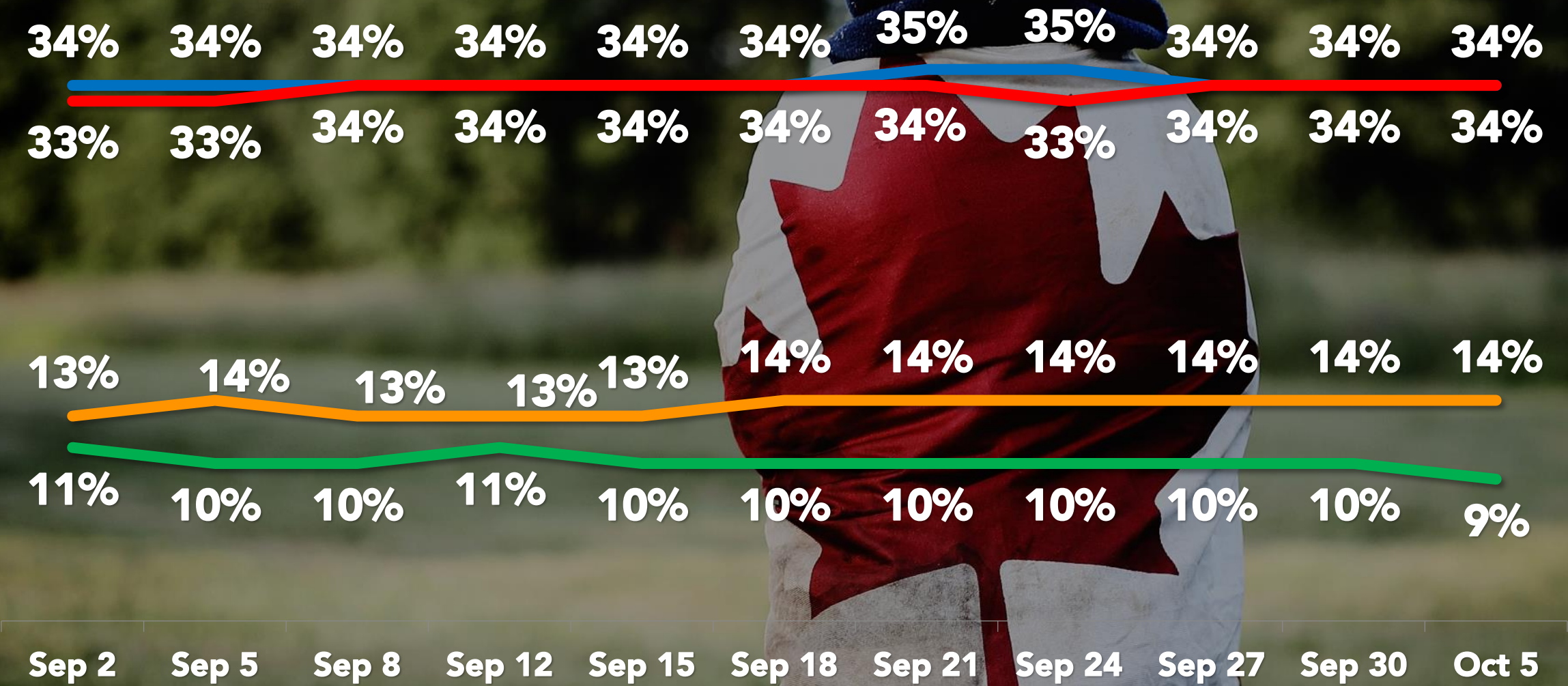
HOW DOES THIS TRANSLATE INTO VOTES?

HOW WOULD YOU VOTE TOMORROW?

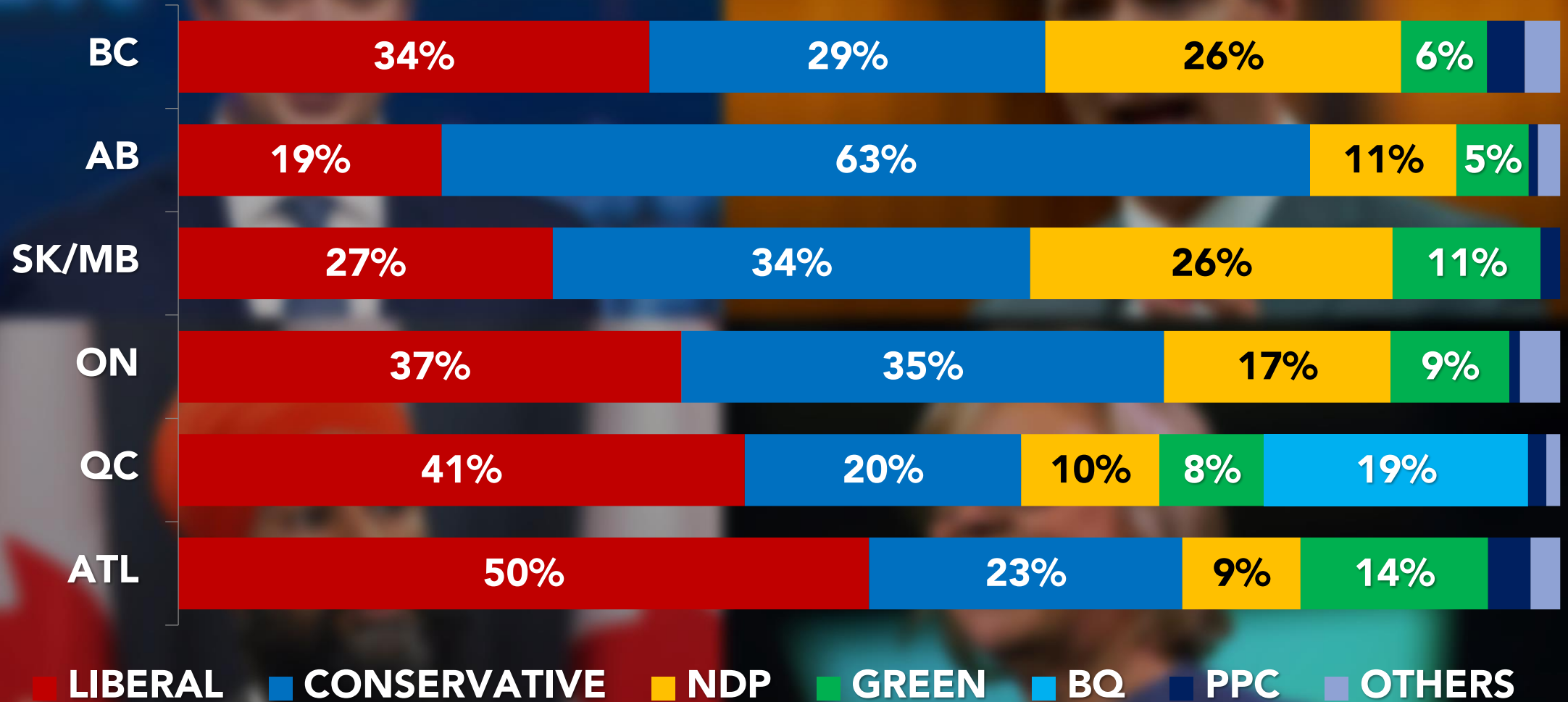
**IT'S STILL
TOO CLOSE
TO CALL**

LIBERAL	35%
CONSERVATIVE	33%
NDP	16%
GREEN	8%
BQ	5%
PEOPLE'S	2%

POLLING AVERAGE



VOTE INTENTION



IF A FEDERAL ELECTION WERE HELD TOMORROW, WHICH ONE OF THE FOLLOWING PARTIES WOULD YOU VOTE FOR IN YOUR CONSTITUENCY?

ABACUS DATA

LIBERAL OR CONSERVATIVE GOVERNMENT? WHICH WOULD YOU PREFER?

54%



LIBERAL

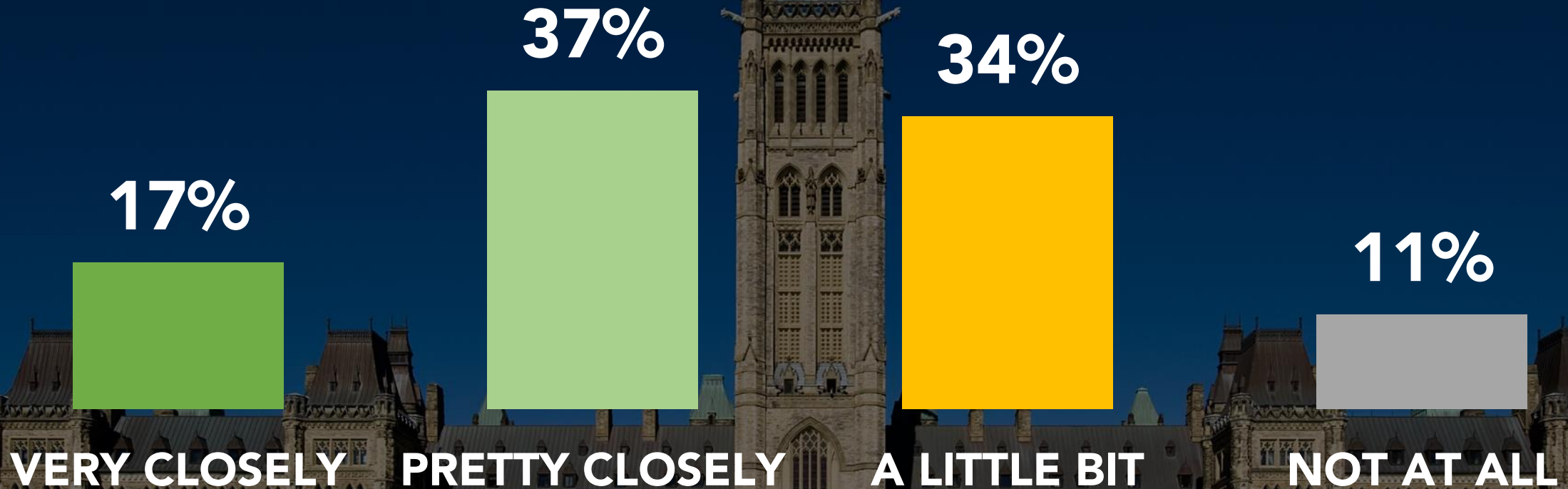
46%




CONSERVATIVE

BETWEEN THE CONSERVATIVES AND THE LIBERALS, WHICH WOULD YOU
PREFER TO SEE FORM A GOVERNMENT?

HOW CLOSELY HAVE YOU BEEN FOLLOWING THE CAMPAIGN?





WHAT ISSUES DO CANADIANS WANT THE ELECTION TO BE ABOUT?

TOP ISSUES



AFFORDABILITY
58%



TAXES
44%



CLIMATE CHANGE
42%



HEALTH CARE
41%

TOP ISSUES



PIPELINES/OIL
18%



US RELATIONS
10%

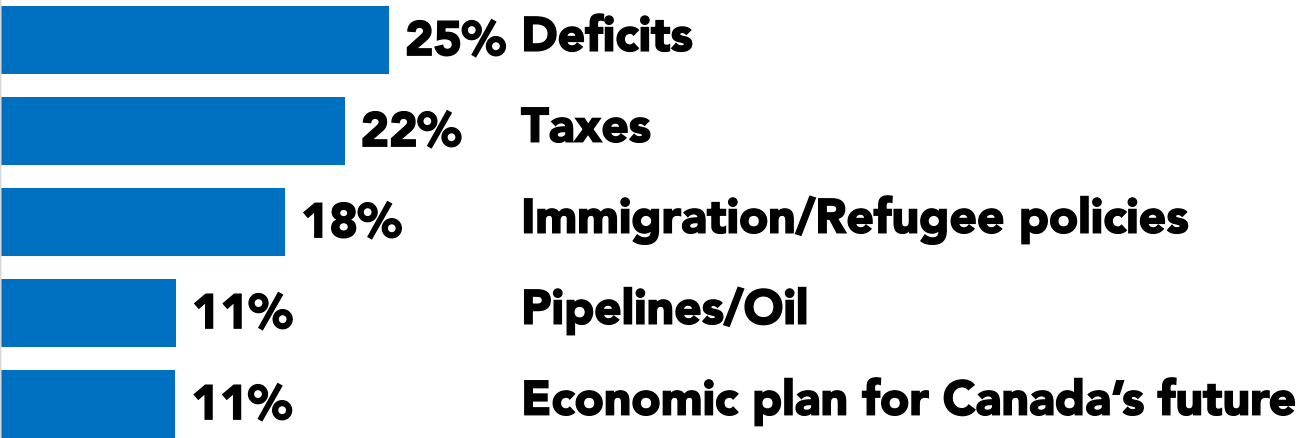


**CHINESE
RELATIONS**
8%

TOP ISSUE IMPACTING VOTE

(CONSERVATIVES VS. LIBERAL/NDP/GREEN)

ISSUES CONSERVATIVE VOTERS
ARE MORE LIKELY TO PRIORITIZE



ISSUES WITHOUT A PARTISAN
DIVIDE



Housing

Mental health

Cost and access to health care

Reconciliation with Indigenous people

Poverty and inequality

Climate change and environment



ABACUS DATA

www.abacusdata.ca

@colettoD

David@abacusdata.ca



Election Primer for Diplomats | October 7, 2019

@parldiplo



AIR CANADA



GlaxoSmithKline



Insurance Bureau of Canada
Bureau d'assurance du Canada

Nutrien



TOYOTA



Carleton
UNIVERSITY