


TIPS & TRICKS FOR VIRTUAL PRESENTATIONS

a guide to presenting yourself




ENERGY IS CONTAGIOUS

Through the camera, your expressions will not be as vivid. Be more animated in your expressions in order to keep people interested, energized, and engaged.



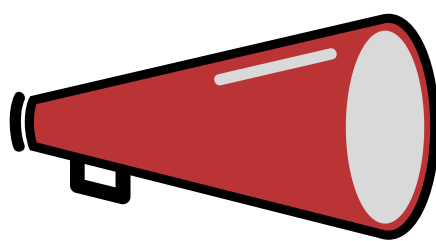
LIGHTING

Sit near natural light or in a brightly lit room. This will help keep the audiences' attention on you.



DRESS FOR SUCCESS

Get ready for your day the same way you would if you were going to an event in person. This will not only help you get in the right mindset but also help you look and act professional.



SLOW, LOUD & CLEAR

Try your best to speak slow, loud, and clear. If you have trouble speaking slowly, focus on pronouncing each word and it'll help you slow down.