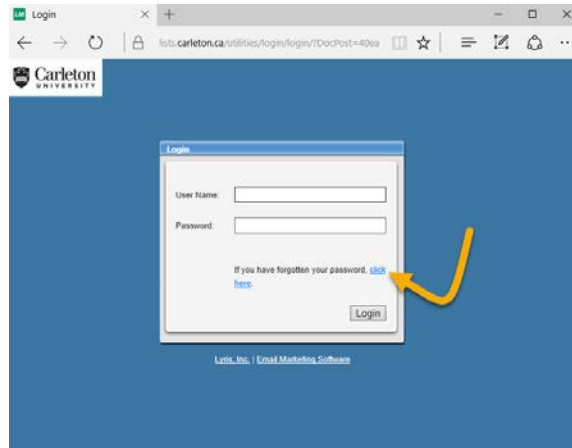
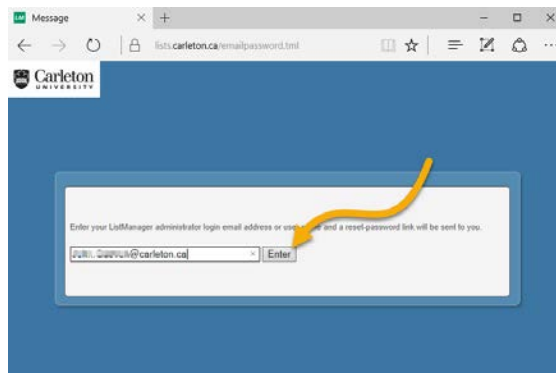


How to reset your password in Carleton Lyris List Manager

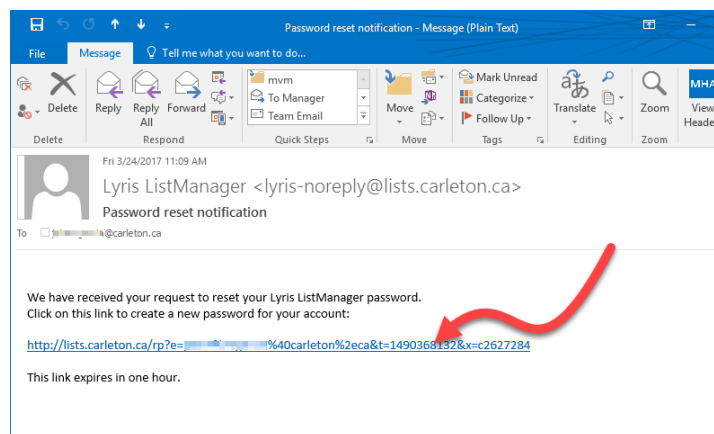
1. Go to the login page (<https://lists.carleton.ca/>) and click on the “**click here**” link at the login page.



2. Type in the email address you were set up with as list administrator, then press **Enter**



3. You will soon receive an email message with a link to create a new password.



If you need additional assistance, please contact the ITS Service Desk at its.service.desk@carleton.ca or 613-520-3700