

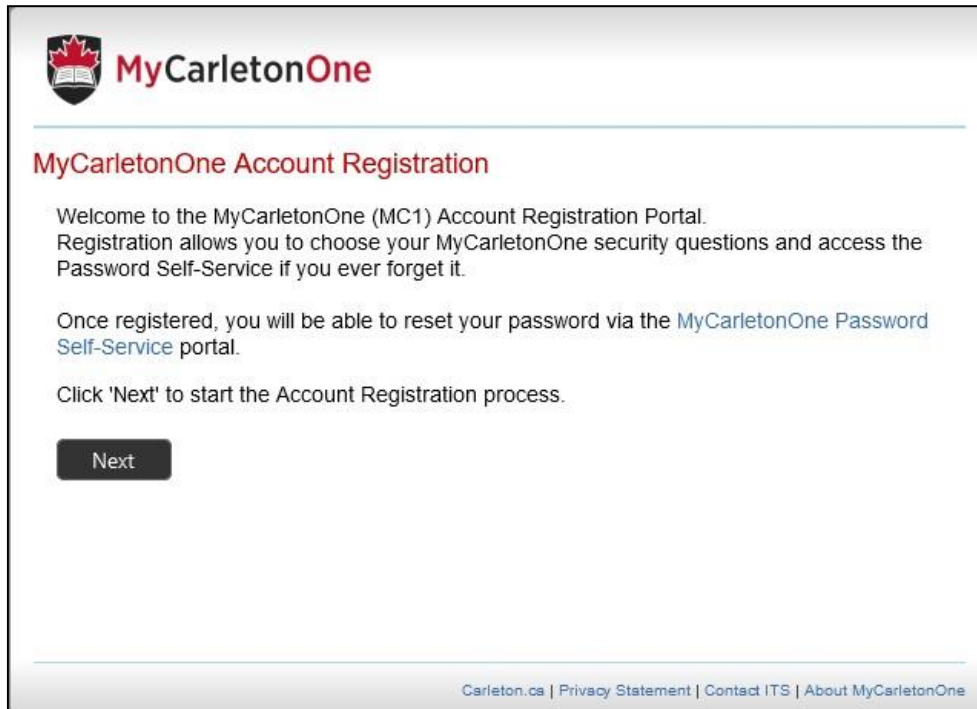
Your MyCarletonOne Security Questions are used to verify your identity in the event you need to change your MC1 password or unlock your MC1 account.

Existing MC1 users can set up your MyCarletonOne Security Questions by doing the following:

1. Log onto <https://myonesetup.carleton.ca> with your current MC1 username and password:




2. You will be presented with the following page. Click Next to proceed.



3. You will now be prompted to provide answers to at least 6 of the listed security questions, following the guidelines provided. Click Next when complete.

NOTE: The session in which to set your security questions will timeout after 10-minutes. If you exceed this time, you will need to start over again.



MyCarletonOne Account Registration

Select your Security Questions and Answers

You must answer at least 6 of the questions displayed to register for MyCarletonOne.

Each of your chosen answers must contain at least four characters, and no two answers may be the same.

Town or City where your parents met?

Your favourite childhood toy?

Your dream job as a child?

Your favourite childhood story?

The first concert you attended?

The last name of your favourite historical character?

The name of your favourite teacher?

Your favourite city, not including Ottawa?

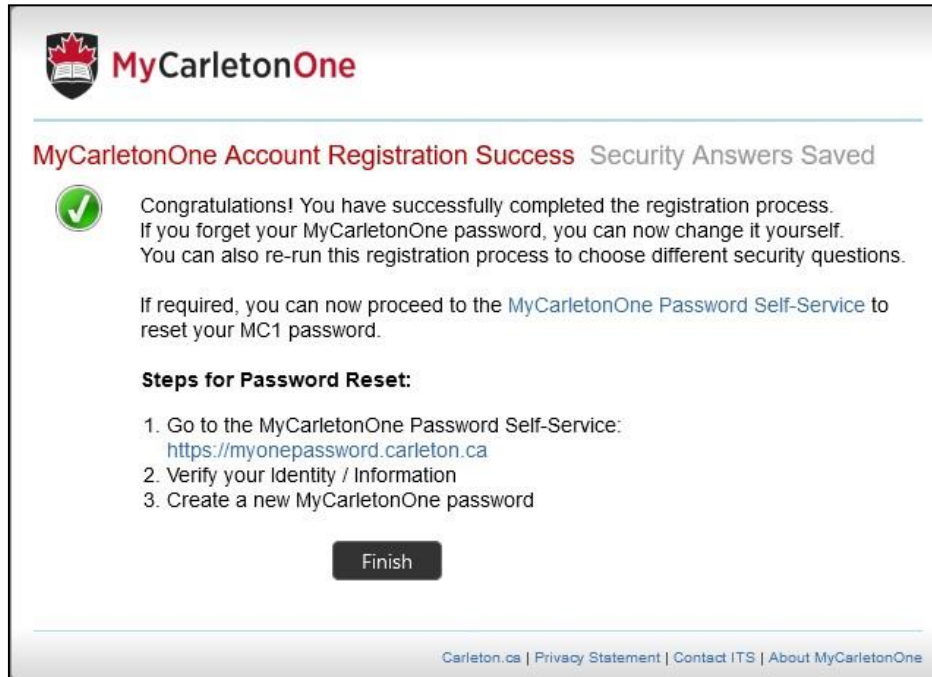
The last four digits of your social insurance number?

Your father's middle name?

The answers you provide are stored securely within MyCarletonOne.

[Carleton.ca](#) | [Privacy Statement](#) | [Contact ITS](#) | [About MyCarletonOne](#)

4. Once successfully entered, the following screen will appear. Click Finish to close the MC1 setup portal.



Your security questions are now saved. If you need to reset a forgotten password or unlock your account, sign onto <https://myonepassword.carleton.ca>.

For more information, please visit: <https://carleton.ca/its/help-centre/accounts-and-passwords/>