

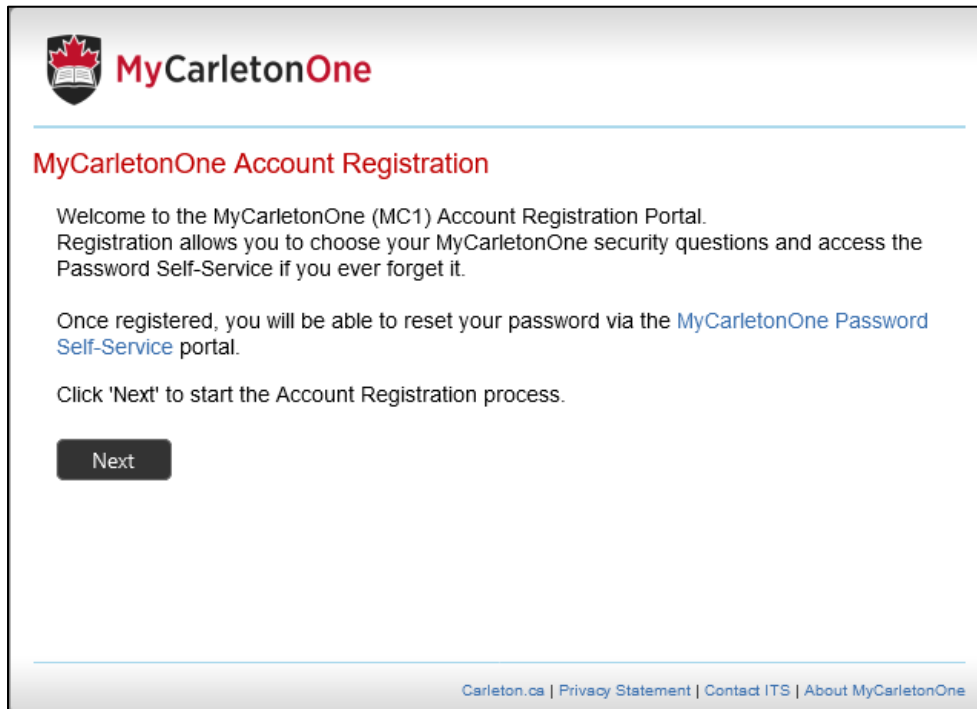
Your MyCarletonOne Security Questions are used to verify your identity in the event you need to change your MC1 password or unlock your MC1 account.

Existing MC1 users can set up your MyCarletonOne Security Questions by doing the following:


1. Log onto <https://myonesetup.carleton.ca> with your current MC1 username and password:



2. You will be presented with the following page. Click Next to proceed.



3. You will now be prompted to provide answers to at least 6 of the listed security questions, following the guidelines provided. Click Next when complete.



MyCarletonOne Account Registration

Select your Security Questions and Answers

You must answer at least 6 of the questions displayed to register for MyCarletonOne.

Each of your chosen answers must contain at least four characters, and no two answers may be the same.

Town or City where your parents met?

Your favourite childhood toy?

Your dream job as a child?

Your favourite childhood story?

The first concert you attended?

The last name of your favourite historical character?

The name of your favourite teacher?

Your favourite city, not including Ottawa?

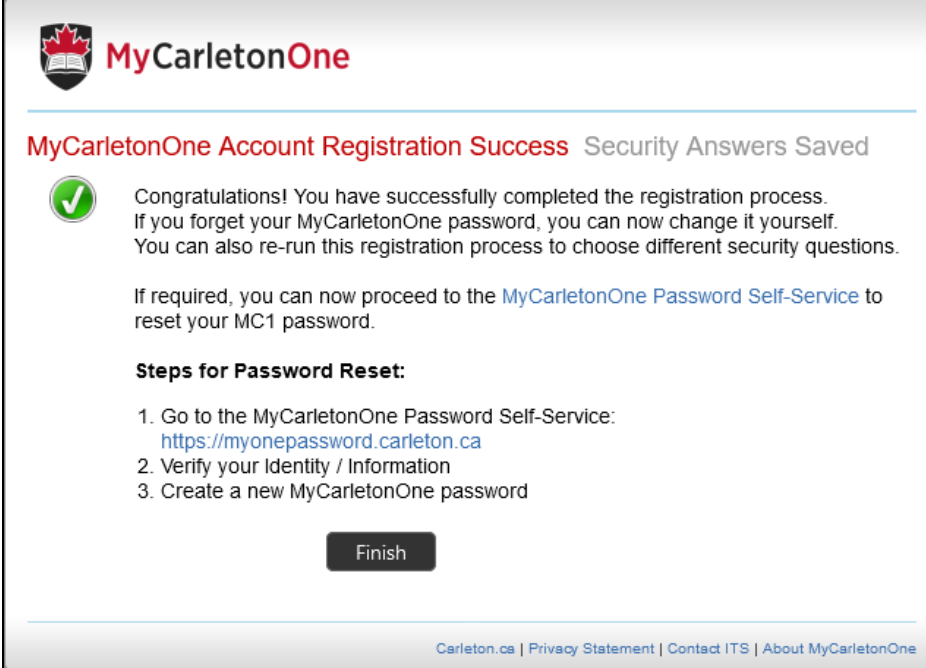
The last four digits of your social insurance number?

Your father's middle name?

The answers you provide are stored securely within MyCarletonOne.

[Carleton.ca](#) | [Privacy Statement](#) | [Contact ITS](#) | [About MyCarletonOne](#)

4. Once successfully entered, the following screen will appear. Click Finish to close the MC1 setup portal.



The screenshot shows the MyCarletonOne Account Registration Success screen. At the top left is the MyCarletonOne logo, which includes a red maple leaf icon and the text "MyCarletonOne". Below the logo is a horizontal line. The main heading is "MyCarletonOne Account Registration Success" in red, followed by "Security Answers Saved" in grey. A green checkmark icon is positioned to the left of the main text. The text reads: "Congratulations! You have successfully completed the registration process. If you forget your MyCarletonOne password, you can now change it yourself. You can also re-run this registration process to choose different security questions." Below this, it says: "If required, you can now proceed to the [MyCarletonOne Password Self-Service](#) to reset your MC1 password." Underneath is a section titled "Steps for Password Reset:" followed by a numbered list: "1. Go to the MyCarletonOne Password Self-Service: <https://myonepassword.carleton.ca>", "2. Verify your Identity / Information", and "3. Create a new MyCarletonOne password". At the bottom center is a dark grey button with the text "Finish". At the very bottom of the page, there is a footer with the text "Carleton.ca | Privacy Statement | Contact ITS | About MyCarletonOne".

Your security questions are now saved. If you need to reset a forgotten password or unlock your account, sign onto <https://myonepassword.carleton.ca>.

For more information, please visit: <https://carleton.ca/its/help-centre/accounts-and-passwords/>