


Religious Charities in Canada

ANSER/ARES Annual Conference annuelle
June 4, 2026 (virtual)

Farnaz Zaredorahi, PhD student
Manuel Litalien, PhD
François Brouard, DBA, FCPA, FCA

© 2026, François Brouard, Manuel Litalien & Farnaz Zaredorahi

1




Structure of the presentation

- Introduction
- Research Questions
- Methodology
- Religion in four categories and \$ [Christianity, Islam, Judaism, Other religions]
 - Assets + Revenues levels
 - Largest religious charities (top 10)
 - Distribution by provinces and territories
- Conclusion

© 2026, François Brouard, Manuel Litalien & Farnaz Zaredorahi

2




Introduction Context

- Religion is everywhere
- Interest in finances of religious charities
- 5 reports
 - Overview
 - Each categories of religion per CRA (4)

Reports PARG / Philab:
Religious Charities in Canada, October 2025, 94p.

© 2026, François Brouard, Manuel Litalien & Farnaz Zaredorahi <https://sprott.carleton.ca/parg/>

3




Introduction Statistics - Charity purposes / objects

Types / Purposes / Objects	August 2025		December 2023	
	Number	%	Number	%
Relief of poverty	11,169	13.34	11,384	13.29
Advancement of education	10,915	13.04	11,134	13.00
Advancement of religion	31,647	37.80	32,290	37.71
Other purpose beneficial to the community	29,991	35.80	30,830	36.00
Missing information	0	0.00	1	0.00
Total	83,722	100%	85,639	100%

© 2026, François Brouard, Manuel Litalien & Farnaz Zaredorahi Source: RN Overview, p.12

4




Introduction Religion as charitable object and objective

- Religion = charitable object
 - Advancement of religion
 - 37.8% of charities are religious charities
 - 31,647 religious charities (August 2025)
- *Objective: Need for better understanding of the philanthropic sector landscape and mapping of religious registered charities in Canada*

© 2026, François Brouard, Manuel Litalien & Farnaz Zaredorahi

5



Introduction Advancement of religion

- Definition
 - « Advancing religion in the charitable sense means manifesting, promoting, sustaining, or increasing belief in a religion's three key attributes, which are: faith in a higher unseen power such as a God, Supreme Being, or Entity; worship or reverence; and a particular and comprehensive system of doctrines and observances. »
 - (CRA, 2013, #35)

© 2026, François Brouard, Manuel Litalien & Farnaz Zaredorahi Source: RN Overview, p.4

6

Research questions

- RQ1: What are the categories and sub-categories of religious charities in Canada?
- RQ2: For each category and sub-categories of religious registered charities in Canada?
 - RQ2a: Assets + Revenues levels
 - RQ2b: Largest religious charities
 - RQ2c: Distribution by province & territories

© 2026, François Brouard, Manuel Litalien & Farnaz Zaredorahi

7

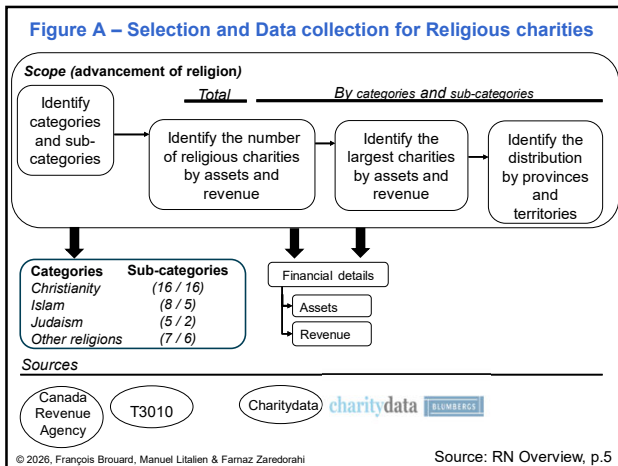
Methodology

- Religion (per CRA)
 - Categories (4)
 - Sub-categories (36/29)
- Sources of information
 - T3010 from CRA
 - T3010 from Charitydata.ca
- Financial information
 - Assets
 - Revenues

Categories	Sub-categories
Christianity	(16 / 16)
Islam	(8 / 5)
Judaism	(5 / 2)
Other religions	(7 / 6)

© 2026, François Brouard, Manuel Litalien & Farnaz Zaredorahi

8



9

Religion Categories RQ1

Numbers of charities in 2023 and 2025

Category	Number of Charities December 2023	Number of Charities August 2025
Christianity	25,872	25,389
Islam	510	494
Judaism	397	390
Other Religions	1,079	1,043
Total	27,598	27,316
Interfaith organizations, support of religions	4,331	4,692
Total	31,647	32,290

© 2026, François Brouard, Manuel Litalien & Farnaz Zaredorahi

10

Assets for the 4 categories RQ2a

(all categories and sub-categories)

Assets \$	Number	%
More than 100 million	30	0.1
1,000,001 - 100 million	7,358	26.9
500,001 - 1,000,000	3,842	14.1
200,001 - 500,000	4,247	15.5
100,001 - 200,000	2,596	9.5
50,001 - 100,000	1,903	7.0
50,000 or less	7,292	26.7
Unknown	48	0.2
Total	27,316	100.0

© 2026, François Brouard, Manuel Litalien & Farnaz Zaredorahi

11

Revenue for the 4 categories RQ2a

(all categories and sub-categories)

Revenue \$	Number	%
More than 5,000,000	181	0.7
1,500,001 - 5,000,000	757	2.8
500,001 - 1,500,000	2,835	10.4
150,001 - 500,000	7,528	27.6
30,001 - 150,000	9,868	36.1
30,000 or less	6,099	22.3
Unknown	48	0.2
Total	27,316	100.0

© 2026, François Brouard, Manuel Litalien & Farnaz Zaredorahi

12

CORNPhil **Assets and Revenue Christianity (category)** **RQ2a**

PhILab

Assets \$	Number	%	Revenue \$	Number	%
More than 100 million	25	0.1%	More than 5,000,000	148	0.6%
1,000,001-100 million	6,671	26.3%	1,500,001-5,000,000	605	2.4%
500,001-1,000,000	3,617	14.2%	500,001-1,500,000	2,598	10.2%
200,001-500,000	4,040	15.9%	150,001-500,000	7,090	27.9%
100,001-200,000	2,445	9.6%	30,001-150,000	9,319	36.7%
50,001-100,000	1,808	7.1%	30,000 or less	5,586	22.0%
50,000 or less	6,740	26.5%	Unknown	43	0.2%
Unknown	43	0.2%			
Total	25,389	100%	Total	25,389	100%

© 2026, François Brouard, Manuel Litallen & Farnaz Zaredorahi Source: RN Christianity, p.4

13

CORNPhil **Assets and Revenue Islam (category)** **RQ2a**

PhILab

Assets \$	Number	%	Revenue \$	Number	%
More than 100 million	2	0.4%	More than 5,000,000	14	2.8%
1,000,001-100 million	226	45.7%	1,500,001-5,000,000	52	10.5%
500,001-1,000,000	64	13.0%	500,001-1,500,000	79	16.0%
200,001-500,000	65	13.2%	150,001-500,000	130	26.3%
100,001-200,000	32	6.5%	30,001-150,000	132	26.7%
50,001-100,000	26	5.3%	30,000 or less	86	17.4%
50,000 or less	78	15.8%	Unknown	1	0.2%
Unknown	1	0.2%			
Total	494	100%	Total	494	100%

© 2026, François Brouard, Manuel Litallen & Farnaz Zaredorahi Source: RN Islam, p.4

14

CORNPhil **Assets and Revenue Judaism (category)** **RQ2a**

PhILab

Assets \$	Number	%	Revenue \$	Number	%
More than 100 million	0	0.0%	More than 5,000,000	9	2.3%
1,000,001-100 million	157	40.3%	1,500,001-5,000,000	59	15.1%
500,001-1,000,000	33	8.5%	500,001-1,500,000	72	18.5%
200,001-500,000	51	13.1%	150,001-500,000	98	25.1%
100,001-200,000	45	11.5%	30,001-150,000	86	22.1%
50,001-100,000	24	6.2%	30,000 or less	65	16.7%
50,000 or less	79	20.3%	Unknown	1	0.3%
Unknown	1	0.3%			
Total	390	100%	Total	390	100%

© 2026, François Brouard, Manuel Litallen & Farnaz Zaredorahi Source: RN Judaism, p.4

15

CORNPhil **Assets and Revenue Other Religions (category)** **RQ2a**

PhILab

Assets \$	Number	%	Revenue \$	Number	%
More than 100 million	3	0.3%	More than 5,000,000	10	1.0%
1,000,001-100 million	304	29.1%	1,500,001-5,000,000	41	3.9%
500,001-1,000,000	128	12.3%	500,001-1,500,000	86	8.2%
200,001-500,000	91	8.7%	150,001-500,000	210	20.1%
100,001-200,000	74	7.1%	30,001-150,000	331	31.7%
50,001-100,000	45	4.3%	30,000 or less	362	34.7%
50,000 or less	395	37.9%	Unknown	3	0.3%
Unknown	3	0.3%			
Total	1,043	100%	Total	1,043	100%

© 2026, François Brouard, Manuel Litallen & Farnaz Zaredorahi Source: RN Other religions, p.4

16

CORNPhil **Largest registered charities (all categories and sub-categories)** **RQ2b**

PhILab

Cat	Name	Prov	Total Assets	Total Revenue
C	The Governing Council of the Salvation Army in Canada	ON	1,783,068,921	524,103,583
C	The Church of Jesus Christ of Latter-Day Saints in Canada	AB	700,516,605	207,079,325
C	The Roman Catholic Episcopal Corporation of the Diocese of Hamilton in Ontario	ON	456,284,931	46,386,758
C	Watch Tower Bible and Tract Society of Canada	ON	351,961,444	155,563,659
C	Roman Catholic Archbishop of Vancouver	BC	337,865,217	34,994,012
OR	Great Enlightenment Buddhist Institute Society	PE	288,353,789	50,172,268
C	Incorporated Synod of the Diocese of Toronto	ON	217,361,068	22,844,966
C	The Roman Catholic Episcopal Corporation of the Diocese of London in Ontario	ON	200,023,989	21,079,703
C	The Roman Catholic Episcopal Corporation of Ottawa-Cornwall	ON	184,610,212	29,356,084
C	L'Oratoire Saint-Joseph du Mont-Royal	QC	179,183,968	37,105,065
C = Christianity, OR= Other Religions				
			Top 10:	Almost 4.7B More than 1.1B

© 2026, François Brouard, Manuel Litallen & Farnaz Zaredorahi Source: RN Overview, p.17

17

CORNPhil **Distribution by provinces (all categories and sub-categories)** **RQ2c**

PhILab

Provinces											Territories		
BC	AB	SK	MB	ON	QC	NB	NS	PE	NL	YT	NT	NU	
Number													
3533	3358	1740	1572	11071	3104	985	1075	211	573	42	40	7	
Percentage %													
12.9	12.3	6.4	5.8	40.5	11.4	3.6	3.9	0.8	2.1	0.2	0.1	0.0	

Note: Total number of organizations in distribution = 27,311

© 2026, François Brouard, Manuel Litallen & Farnaz Zaredorahi Source: RN Overview, p.16

18

CORNPhil RQ2c

Distribution by provinces (all categories)

Percentage %

Category	Provinces										Territories		
	BC	AB	SK	MB	ON	QC	NB	NS	PE	NL	YT	NT	NU
C	12.6	12.5	6.7	6.0	39.7	11.2	3.8	4.2	0.8	2.2	0.2	0.1	0.0
I	7.5	13.4	3.4	1.4	59.1	13.0	1.0	0.6	0.2	0.4	0.0	0.0	0.0
J	4.9	2.6	1.0	2.6	54.6	31.8	0.8	1.3	0.0	0.5	0.0	0.0	0.0
OR	27.0	9.3	2.8	3.2	47.1	7.4	0.8	1.2	0.5	0.3	0.3	0.2	0.0

C = Christianity, I = Islam, J = Judaism, OR = Other Religions

© 2026, François Brouard, Manuel Litalien & Farnaz Zaredorahi Source: RN C; I; J; OR, p.4-5

19

CORNPhil RQ2c

Distribution by provinces (all categories)

Number

Category	Provinces										Territories		
	BC	AB	SK	MB	ON	QC	NB	NS	PE	NL	YT	NT	NU
C	3195	3185	1690	1522	10075	2839	969	1054	205	566	39	38	7
I	37	66	17	7	292	64	5	3	1	2	0	0	0
J	19	10	4	10	213	124	3	5	0	2	0	0	0
OR	282	97	29	33	491	77	8	13	5	3	3	2	0

C = Christianity, I = Islam, J = Judaism, OR = Other Religions

© 2026, François Brouard, Manuel Litalien & Farnaz Zaredorahi Source: RN C; I; J; OR, p.4-5

20

CORNPhil

Conclusion

- A lot of assets in religious charities
- Asset paradox — concentration at two extremes: substantial assets (\$1M–\$100M) and very small assets (≤\$50K)
- Modest revenue — most charities within \$30K–\$150K annual revenue; very small operating budgets
- Distribution by province: high in Ontario
- Need for more in-depth understanding

© 2026, François Brouard, Manuel Litalien & Farnaz Zaredorahi

21

CORNPhil

François Brouard, DBA, FCPA, FCA
 Professeur titulaire / Full Professor
 Carleton University, Ottawa CANADA
francois.brouard@carleton.ca

Manuel Litalien, PhD
 Professeur agrégé / Associate Professor
 Nipissing University, North Bay CANADA

Farnaz Zaredorahi, PhD student
 PhD student
 Carleton University, Ottawa CANADA




© 2026, François Brouard, Manuel Litalien & Farnaz Zaredorahi

22

CORNPhil RQ1

Religion Sub-categories Christianity (sub-category)

Sub-Category Description
Adventist
Anglican
Apostolic
Baptist
Catholic
Church of Christ
Gospel
Jehovah's Witnesses
Mennonite/Brethren/Hutterite
Orthodox
Pentecostal
Presbyterian
Protestant
Salvation Army Temples
United
Other Christianity

© 2026, François Brouard, Manuel Litalien & Farnaz Zaredorahi Source: RN Christianity, p.3

23

CORNPhil RQ1


Religion Sub-categories Islam (sub-category)

Sub-Category Description
Ahmadi
Shia
Sufi
Sunni
Other Islam

© 2026, François Brouard, Manuel Litalien & Farnaz Zaredorahi Source: RN Islam, p.3

24

CORNPhil **Religion Sub-categories** Judaism (sub-category) RQ1




Sub-Category Description
Orthodox
Other Judaism

© 2026, François Brouard, Manuel Litalien & Farnaz Zaredorahi Source: RN Judaism, p.3

25

CORNPhil **Religion Sub-categories** Other religions (sub-category) RQ1



Sub-Category Description
Baha'i
Buddhism
Hinduism
Jainism
Sikhism
Other Other Religions

© 2026, François Brouard, Manuel Litalien & Farnaz Zaredorahi Source: RN Other religions, p.3

26