






Food Banks Finances in Canada

ANSER/ARES Annual Conference annuelle
June 4, 2026 (virtual)

Farnaz Zaredorahi, PhD student
François Brouard, DBA, FCPA, FCA
Manuel Litalien, PhD

© 2026, François Brouard, Manuel Litalien & Farnaz Zaredorahi

1




Structure of the presentation

- Introduction
- Research Questions
- Methodology
- Food banks
 - National
 - Provincial
 - Largest food banks
- Conclusion

© 2026, François Brouard, Manuel Litalien & Farnaz Zaredorahi

2




Introduction

Context and problem

- Need in the news regarding food banks
- Poverty Report Cards (low scores C-D)
 - 2024: National D-; Prov: 8 ~D + 2 ~C
 - QC: 2023 = B-; 2024 = C+ ↘
 - ON: 2023 = D-; 2024 = D- ↗
- Food banks as one (but not the) solution
- Public and private requests (\$)
- Interest for finances of food banks

© 2026, François Brouard, Manuel Litalien & Farnaz Zaredorahi

3



Introduction


Objective

- *Objective: Need for better understanding of the financial pictures and mapping of food banks in Canada*
- 12 reports (357p.)
 - Overview
 - Canada – National
 - Provinces (10) (cities (24), food banks (31))

Reports PARG / Philab (357p.):
Food Banks Finances in Canada, August 2025

© 2026, François Brouard, Manuel Litalien & Farnaz Zaredorahi <https://sprott.carleton.ca/parg/>

4




Research questions

- RQ1: How many food banks exist in Canada and how many registered charities operate a food bank in Canada?
- RQ2: Who are the national / provincial food banks association in Canada?
- RQ3: What are the food banks in major cities in Canada?
- RQ4: What are the finances of the national / provincial associations and food banks in major cities in Canada?

© 2026, François Brouard, Manuel Litalien & Farnaz Zaredorahi

5



Methodology



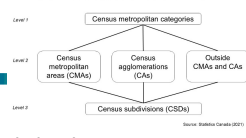
- Provinces (10)
- Cities (CMA, CA, CSD) (24)
 - Statistics Canada (CMA pop. > 100,000)
- Associations (11)
 - Food Bank Canada
 - Provincial food bank associations
- Sources of information (T3010 CRA)
 - T3010 from Charitydata.ca 
- Food banks (31) 

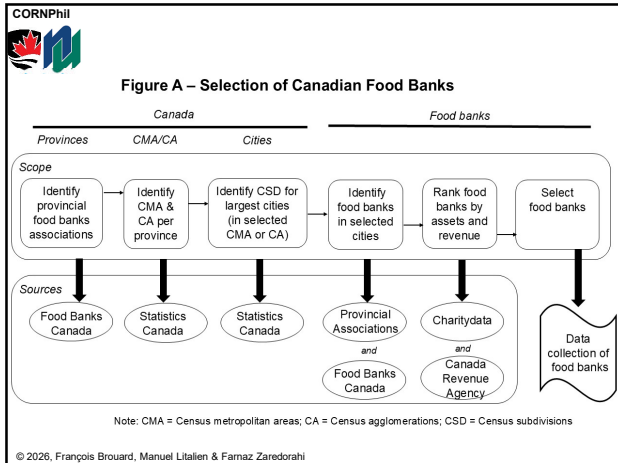
Figure 8 – Standard Geographical Classification Hierarchy



Source: Statistics Canada (2011)

© 2026, François Brouard, Manuel Litalien & Farnaz Zaredorahi

6



7

CORNPhil

Methodology

Statistics Canada – Ontario - CMA

PhILab

CMA name	Population 2021	CMA name	Population 2021
Toronto	6,202,225	Barrie	212,856
Ottawa-Gatineau (Ontario part)	1,135,014	Kingston	172,546
Hamilton	785,184	Greater / Grand Sudbury	170,605
Kitchener-Cambridge-Waterloo	575,847	Guelph	165,588
London	543,551	Brantford	144,162
St. Catharines-Niagara	433,604	Peterborough	128,624
Windsor	422,630	Thunder Bay	123,258
Oshawa	415,311	Belleville-Quinte West	111,184

© 2026, François Brouard, Manuel Litalien & Farnaz Zaredorahi

8

CORNPhil

Methodology

Statistics Canada – Ottawa (ON) – CMA

PhILab

List of CSD in CMA

Census subdivision (CSD) name	Population 2021	Census subdivision (CSD) name	Population 2021
Ottawa	1,017,449	Carleton Place	12,517
Clarence-Rockland	26,505	Arnprior	9,629
Russell	19,598	Beckwith	9,021
North Grenville	17,964	McNab/Braeside	7,591
Mississippi Mills	14,740		

© 2026, François Brouard, Manuel Litalien & Farnaz Zaredorahi

9

CORNPhil

Methodology

Statistics Canada – Ottawa (ON) - CMA

PhILab

List of food banks

Food bank	City	CRA #	Year	Total Assets (20)	Total Revenue (10)
Ottawa Food Bank / Banque Alimentaire d'Ottawa	Ottawa	108082363 RR0001	2023	25,443,964	26,989,669
Kanata Food Cupboard	Ottawa	736310095 RR0001	2023	2,359,303	1,042,456
Lanark County Food Bank - The Hunger Stop	Carleton Place	892308768 RR0001	2023	1,238,697	594,109

© 2026, François Brouard, Manuel Litalien & Farnaz Zaredorahi

10

CORNPhil

Methodology

Statistics Canada – Toronto – CMA

PhILab

List of CSD in CMA

Census subdivision (CSD) name	Population 2021	Census subdivision (CSD) name	Population 2021
Toronto	2,794,356	Halton Hills	62,951
Mississauga	717,961	Aurora	62,057
Brampton	656,480	Whitchurch-Stouffville	49,864
Markham	338,503	Georgina	47,642
Vaughan	323,103	New Tecumseth	43,948
Oakville	213,759	Bradford West Gwillimbury	42,880
Richmond Hill	202,022	East Gwillimbury	34,637
Milton	132,979	Orangeville	30,167
Ajax	126,666	King	27,333
Pickering	99,186	Uxbridge	21,556
Newmarket	87,942	Mono	9,421
Caledon	76,581	Chippewas of Georgina Island First Nation	231

© 2026, François Brouard, Manuel Litalien & Farnaz Zaredorahi

11

CORNPhil

Methodology

Statistics Canada – Toronto - CMA

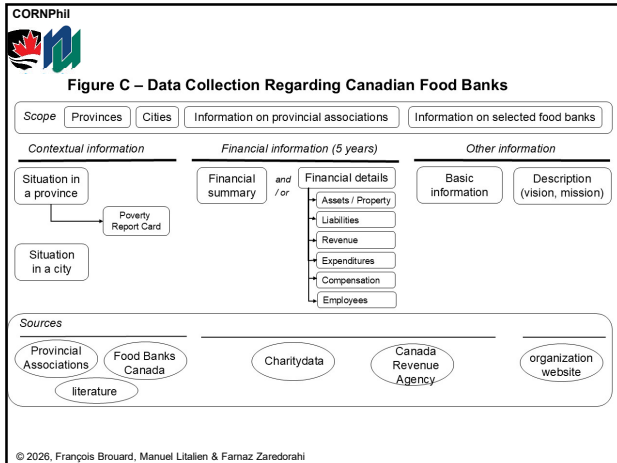
PhILab

List of food banks

Food bank	City	CRA #	Year	Total Assets (20)	Total Revenue (10)
Daily Bread Food Bank	Toronto	118881549 RR0001	2023	42,539,077	67,739,448
Kerr Street Community Services	Oakville	897106845 RR0001	2022	8,469,308	3,763,951
Caledon Community Services - The Exchange	Caledon	129569182 RR0001	2023	8,423,526	9,339,170
Food Banks Mississauga	Mississauga	118927011 RR0001	2022	7,530,593	20,204,654
Kings Table (Brampton 9235 Outreach Corp)	Brampton	132903731 RR0001	2023	3,476,830	13,729,072
North York Harvest Food Bank	Toronto	119062495 RR0001	2022	2,896,655	5,419,729
Orangeville Food Bank	Orangeville	139418313 RR0001	2023	2,870,919	996,403
Newmarket Food Pantry	Newmarket	869850040 RR0001	2022	2,565,928	2,081,957
The Food Bank of York Region	Vaughan	849539473 RR0001	2022	1,533,824	7,855,563
Markham Food Bank	Markham	890846066 RR0001	2023	1,428,011	3,259,527
Georgetown Bread Basket	Halton Hills	881229561 RR0001	2022	1,141,416	417,481
Richmond Hill Community Food Bank	Richmond Hill	890180391 RR0001	2022	1,088,254	670,720
Aurora Food Pantry	Aurora	801045584 RR0001	2022	1,079,494	493,622
Helping Hand Food Bank - Bradford	Bradford West Gwillimbury	890798994 RR0001	2022	976,640	447,213
The Salvation Army Khl Community-Milton*	Milton	-			
Uxbridge Loaves & Fishes Food Bank	Uxbridge	-			

© 2026, François Brouard, Manuel Litalien & Farnaz Zaredorahi

12



13

CORNPhil

Food banks

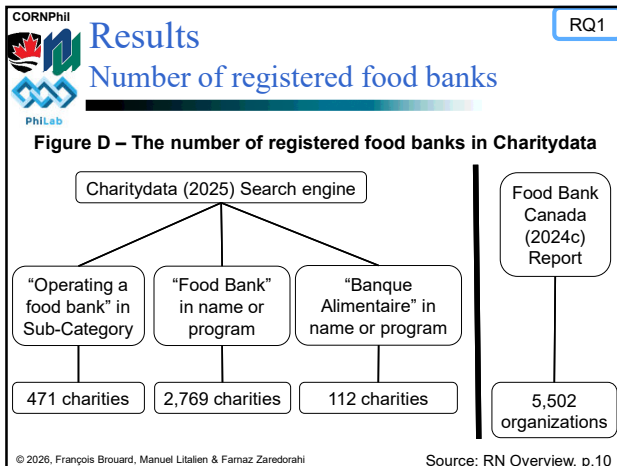
PhILab

- Definition
 - « A food bank is a nonprofit organization that collects safe, nutritious and culturally appropriate food, and redistributes it to individuals and families experiencing food insecurity. » (Tang, 2020)
- Food banks
 - Food distribution
 - Food programs / delivery

© 2026, François Brouard, Manuel Litalien & Farnaz Zaredorahi

Source: Overview, p.9-10

14



15

CORNPhil

Results

National and Provincial Associations

PhILab

Province	Association
Canada (National)	CAN Food Banks Canada / Banques alimentaires Canada
British Columbia	BC Food Banks BC
Alberta	AB Food Banks Alberta
Saskatchewan	SK Food Banks of Saskatchewan
Manitoba	MB Harvest Manitoba
Ontario	ON Feed Ontario
Québec	QC Banques alimentaires du Québec / Food Banks of Quebec
New Brunswick	NB Food Depot Alimentaire
Nova Scotia	NS Feed Nova Scotia
Prince Edward Island	PE P.E.I. Association of Food Banks
Newfoundland and Labrador	NL Community Food Sharing Association

Source: Food Banks Canada (2025a)

© 2026, François Brouard, Manuel Litalien & Farnaz Zaredorahi

16

- CORNPhil**
- Results**
- Emerging patterns**
- PhILab
- Large distribution centres + multiple local food banks
 - Multiple local food banks
 - Multi-service community acting as a food bank
 - Mainly provincial association (limited local food banks)
- © 2026, François Brouard, Manuel Litalien & Farnaz Zaredorahi

17

CORNPhil

Results

Large distribution centres + multiple local

PhILab

Province	Largest CMA	Number of CMA	Number of Largest Food Banks
ON	Toronto	6/16	9
BC	Vancouver	4/7	7
QC	Montréal	3/7	5

The food bank system consists of **one** large distribution centres and **multiple local** food banks within cities.

Example: Moisson Rive-Sud (QC) > regional distributor > supplies local food banks and community in Montérégie

© 2026, François Brouard, Manuel Litalien & Farnaz Zaredorahi

Note: 6 (in study) /16 (total); 9 (in study)

18

Results
Multiple local food banks

Province	Largest CMA	Number of CMA	Number of Largest Food Banks
AB	Calgary	2/4	2
SK	Saskatoon	2/2	2

The food bank system consists of **one** provincial association alongside **several smaller**, community-level food banks that operate independently within cities.

Example: The Calgary Food Bank / Edmonton's Food Bank

© 2026, François Brouard, Manuel Litalien & Farnaz Zaredorahi

19

Results
Multi-service community organizations

Province	Largest CMA	Number of CMA	Number of Largest Food Banks
NB	Moncton	3/3	3
NS	Halifax	1/1	1
NL	St. John's	1/1	1

Examples of community-based organizations

Community care networks / community centres: Parker Street Food & Furniture Bank (NS), Peter McKee Community Centre (NB)
Learning centre: Saskatoon Food Bank & Learning Centre (SK)
Faith-based organization (church-based): Mustard Seed Food Bank (BC)
Volunteer organization: Centre de bénévolat et Moisson Laval (QC)

© 2026, François Brouard, Manuel Litalien & Farnaz Zaredorahi

20

Results
Mainly provincial food association

Province	Largest CMA	Number of CMA	Number of Largest Food Banks
MB	Winnipeg	1/1	1
PE	Charlottetown (CA)	1 CA	-

Provincial association itself acts as the main food bank in the province, without a more limited network of independent local food banks

Examples: Harvest Manitoba

© 2026, François Brouard, Manuel Litalien & Farnaz Zaredorahi

21

Results
Largest food banks

Province	Largest Food Bank	Year	Total Assets	Total Revenue
BC	Greater Vancouver Food Bank Society	2024	39,625,650	42,200,523
AB	Calgary Food Bank	2024	45,775,365	67,270,365
SK	Saskatoon Food Bank	2024	13,912,034	4,767,729
MB	Harvest Manitoba (provincial association)	2024	16,134,309	11,586,245
ON	Daily Bread Food Bank	2024	40,038,472	84,599,407
QC	Moisson Montréal	2024	20,751,514	169,345,534
NB	Greener Village (community centre)	2023	4,716,958	4,249,924
NS	Parker Street (community centre)	2024	3,041,218	2,196,004
PE	P.E.I. Food Banks (provincial association)	2024	2,834,440	926,487
NL	Bridges to Hope Food Bank	2024	985,231	789,352

© 2026, François Brouard, Manuel Litalien & Farnaz Zaredorahi

22

Conclusion

- Food bank = part of the (not the) solution
- Different food bank structures across Canadian provinces / regions
- Large variation in available resources
- Community-based, multi-purpose organizations filling food bank roles
- Challenging performance of food banks

© 2026, François Brouard, Manuel Litalien & Farnaz Zaredorahi

23

François Brouard, DBA, FCPA, FCA
 Professeur titulaire / Full Professor
 Carleton University, Ottawa CANADA
 francois.brouard@carleton.ca

Manuel Litalien, PhD
 Professeur agrégé / Associate Professor
 Nipissing University, North Bay CANADA

Farnaz Zaredorahi, PhD student
 PhD student
 Carleton University, Ottawa CANADA

Carleton University

NIPISSING UNIVERSITY

<https://sprott.carleton.ca/parg/>
<http://cornphil.nipissingu.ca>

© 2026, François Brouard, Manuel Litalien & Farnaz Zaredorahi

24