



Sprott
School of Business
Carleton University

PARG

Professional Accounting
Research Group

RESEARCH NOTE

#PARG 2025-54RN

Food Banks Finances in Canada

An examination of charities in Saskatchewan

François Brouard, DBA, FCPA, FCA

Manuel Litalien, PhD

Farnaz Zaredorahi, PhD student

September 2025



FOOD BANKS OF
Saskatchewan

Introduction

Poverty remains a serious problem for communities across Canada (National Advisory Council on Poverty, 2022). Typically, if the general population expects the federal, provincial and municipal governments to engage in welfare provisions and alleviate poverty, several solutions may be noted which fall outside of government initiatives. Food banks illustrate such an alternative strategy. They focus on one area connected to poverty, namely fighting food insecurity nationally. However, they are by no means a permanent solution to address hunger.

The purpose of this study is to examine the financial information of selected food banks registered charities in major Canadian cities, across Canadian provinces / territories, including their national / provincial associations. This is part of a mapping exercise to offer an overview of the situation and the ecosystem in the country (See Appendix A for a list of the research notes).

Overall, the study aims to better understand the philanthropic sector of food banks through the following research questions:

- 1) Who is the provincial food banks association in Saskatchewan?
- 2) What are the food banks in major cities in Saskatchewan?
- 3) How can we describe the food banks in major cities in Saskatchewan?
- 4) What are the finances of the provincial association and food banks in major cities in Saskatchewan?



Sprott
School of Business
Carleton University



NIPISSING
UNIVERSITY

in
collaboration
with



PhiLab

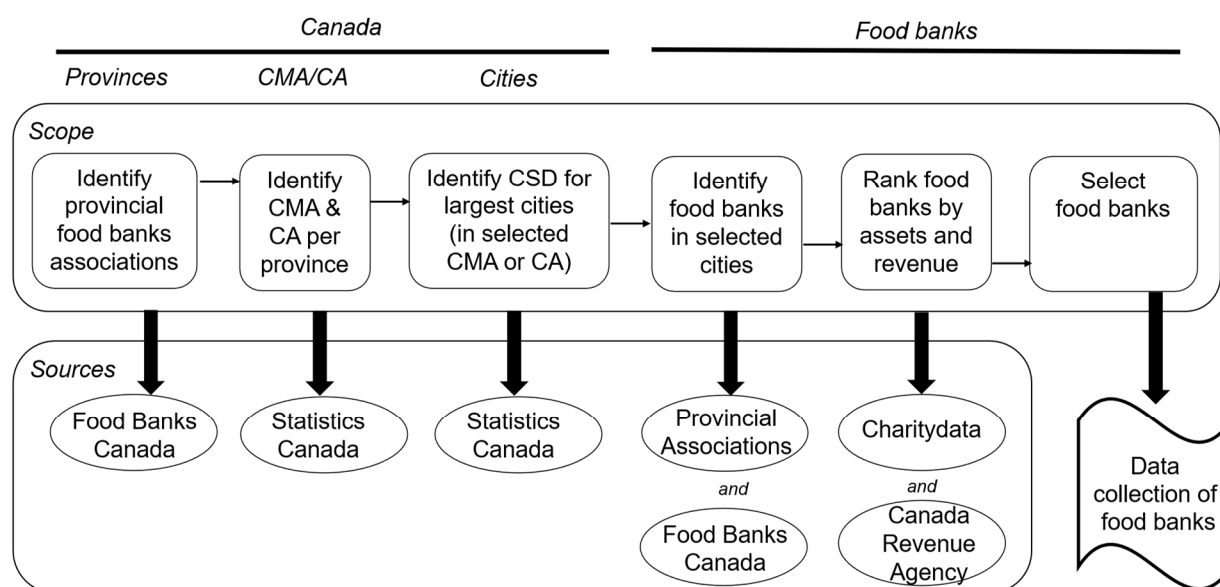
This research note summarizes some information regarding Saskatchewan. It presents a portion of the study such as a summary of the methodology, a description of Food Banks of Saskatchewan and some food banks in Saskatchewan in several cities, namely Saskatoon and Regina and a presentation of their finances.

Methodology

The methodology section summarizes the selection of Canadian food banks and the data collection. A data-driven method was used to identify and analyze the food banks serving Canada's largest urban areas in each of the provinces. More detailed information on the methodology is available in the Overview research note of the series (2025-50RN).

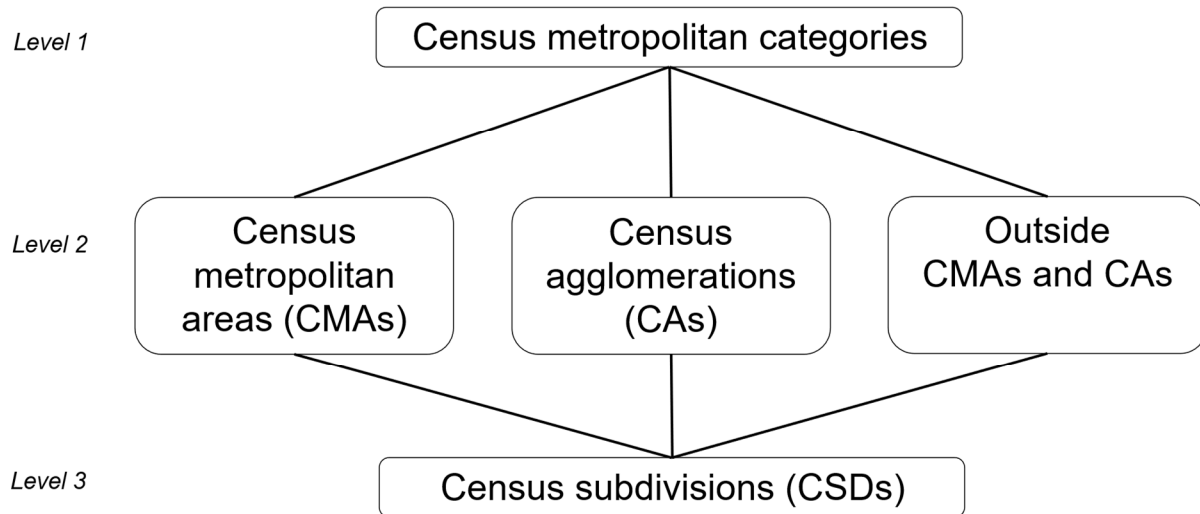
Three figures are presented to summarize the methodology of the study. Figure A illustrates the steps in the selection of Canadian food banks used in this research. Figure B illustrates the Standard Geographical Classification Hierarchy of concepts used by Statistics Canada. They are the Census Metropolitan Areas (CMA), the Census Agglomerations (CA) and the Census subdivisions (CSD). Figure C illustrates the data collection. The scope of the study is interested by information regarding provinces, cities, provincial associations and selected food banks. Information collected could be separated in three groups, namely contextual information on a province or a city, financial information and other information.

Figure A – Selection of Canadian Food Banks



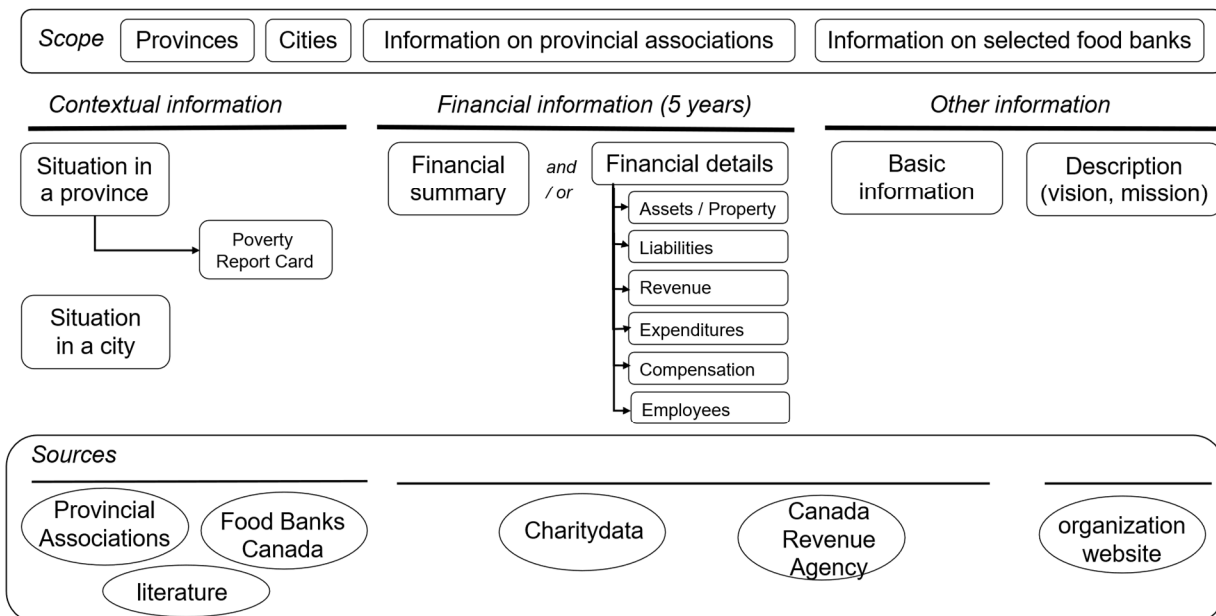
Note: CMA = Census metropolitan areas; CA = Census agglomerations; CSD = Census subdivisions

Figure B – Standard Geographical Classification Hierarchy



Source: Statistics Canada (2021)

Figure C – Data Collection Regarding Canadian Food Banks



Cities in Saskatchewan

Saskatchewan (province)

Table 1 shows CMA or CA in Saskatchewan. From that list, two CMA are selected, namely Saskatoon and Regina.

Table 1 – CMA or CA in Saskatchewan

<i>CMA name</i>	<i>Population 2021</i>	<i>CA name</i>	<i>Population 2021</i>
Saskatoon	317,480	Prince Albert	45,718
Regina	249,217	Moose Jaw	34,872
		Yorkton	19,859
		North Battleford	19,374
		Swift Current	18,745
		Estevan	12,798
		Weyburn	12,247

Source: Statistics Canada (2022a)

Saskatoon

Table 2 shows Census subdivisions (CSD) in Saskatoon CMA. Table 3 shows the list of the main food banks in the Saskatoon CMA by assets and revenue.

Table 2 – Census subdivisions (CSD) in the Saskatoon CMA

<i>Census subdivision (CSD) name</i>	<i>Population 2021</i>	<i>Census subdivision (CSD) name</i>	<i>Population 2021</i>
Saskatoon	266,141	Dundurn	675
Warman	12,419	Allan	625
Martensville	10,549	Asquith	624
Corman Park No. 344	8,909	Whitecap	511
Vanscoy No. 345	2,799	Vanscoy	477
Dundurn No. 314	2,101	Clavet	450
Blucher No. 343	1,984	Colonsay	446
Dalmeny	1,766	Shields	351
Langham	1,518	Colonsay No. 342	260
Aberdeen No. 373	1,461	Bradwell	164
Osler	1,251	Thode	163
Delisle	1,024	Meacham	96

Source: Statistics Canada (2022b)

Table 3 – List of main food banks in Saskatoon CMA

<i>Food bank</i>	<i>City</i>	<i>CRA #</i>	<i>Year</i>	<i>Total assets 4200</i>	<i>Total Revenue 4700</i>
Saskatoon Food Bank Incorporated	Saskatoon	119140903 RR0001	2024	13,912,034	4,767,729

Source: Food Banks of Saskatchewan (T3010) and CharityData, 2025

Regina

Table 4 shows Census subdivisions (CSD) in Regina CMA. Table 5 shows the list of the main food banks in the Regina CMA by assets and revenue.

Table 4 – Census subdivisions (CSD) in Regina CMA

<i>Census subdivision (CSD) name</i>	<i>Population 2021</i>	<i>Census subdivision (CSD) name</i>	<i>Population 2021</i>
Regina	226,404	Lajord No. 128	985
Edenwold No. 158	4,466	Buena Vista	646
White City	3,702	Grand Coulee	606
Pilot Butte	2,638	Pense	603
Lumsden No. 189	1,968	Pense No. 160	441
Lumsden	1,800	Craven	266
Balgonie	1,756	Edenwold	243
Regina Beach	1,292	Belle Plaine	79
Sherwood No. 159	1,219	Disley	58
		Lumsden Beach	45

Source: Statistics Canada (2022c)

Table 5 – List of main food banks in Regina CMA

<i>Food bank</i>	<i>City</i>	<i>CRA #</i>	<i>Year</i>	<i>Total assets 4200</i>	<i>Total Revenue 4700</i>
Regina & District Food Bank Inc.	Regina	119113975 RR0001	2024	8,831,130	4,729,930

Source: Food Banks of Saskatchewan (T3010) and CharityData, 2025

Food Banks situation in Saskatchewan

“Saskatchewan has experienced a significant increase in food insecurity, with nearly one in five residents going hungry at least once in 2021, the sixth-highest rate in Canada. Food banks are seeing record demand while donations are dwindling due to the higher cost of living. In March 2023, food bank visits exceeded 55,000, nearly double the visits in March 2019, with children comprising approximately 40% of these visits.” (Talati, 2024). “In Saskatchewan, over one in eight households and more than 38% of children experience food insecurity, with numbers rising as families struggle with the high cost of living.” (Regina Food Bank, 2024a) Moreover, Regina Food Bank states that “one in five Saskatchewan children are food insecure.” (University of Saskatchewan, 2023)

“Between 2019 and 2024, food bank usage in the province [Saskatchewan] has increased by 42.1 per cent.” (Moody, 2024) “In 2024, the Saskatoon Food Bank & Learning Centre reported a 25 per cent increase in the use of its services in the past year. The Regina Food Bank saw a similar increase, now serving over 17,000 individuals monthly.” (Saskatchewan Blue Cross, 2024)

“Over 44,000 people in Saskatchewan access food banks every month. Of those, 40 per cent are children and youths, which is higher than the national average of 33 per cent. A 2023-2024 annual report from Regina Food Bank says usage has increased 76 per cent in the last five years.” (Amato, 2024) In the year of 2024, “a total of 2 million visits were logged in Canada, with 52,877 of those taking place across 39 food banks in Saskatchewan.” (Moody, 2024)

“Food Banks of Saskatchewan will receive a \$1 million grant in August, and another \$1 million grant in 2025-26. The Ministry of Social Services is partnering with Food Banks of Saskatchewan to distribute the funding to agencies based on the population and average food bank usage of the communities they serve.” (Saskatchewan, 2024)

Four sections (experience of poverty, poverty measures, material deprivation, legislative progress) and 13 indicators are included in the Food Banks Canada Poverty Report Cards. Table 6 compares the poverty report cards overall scores in 2023 and 2024 for Saskatchewan.

Table 6 – Poverty Report Cards Scores in 2023 and 2024 for Saskatchewan

Saskatchewan		Score 2023	Score 2024	2023 vs 2024
Overall	SK	D	D-	↓
Experience of poverty		D-	F	↓
Poverty measures		D-	D-	→
Material deprivation		C-	D	↓
Legislative progress		D	F	↓

Source: Food Banks Canada (2023, 2024a, 2024b)

Provincial Association – Food Banks of Saskatchewan Corporation

“Food Banks of Saskatchewan is the provincial association of food banks working together to build, support and strengthen relationships with the community to better serve and advocate on behalf of hungry and food insecure people across Saskatchewan.”
(Canada Helps, 2025)



“As members of Food Banks of Canada, Food Banks of Saskatchewan serves all 36 food banks with Saskatchewan, reaching every corner of the province.” (Food Banks of Saskatchewan, 2025)

“Food Banks of Saskatchewan serves approximately 40,000 people per month, 43% of them children, though food banks reaching every part of the province.” (Food Banks of Saskatchewan, 2023)

Table 7 presents some basic information

Table 7 – Food Banks of Saskatchewan Corporation – Basic information

<i>Category</i>	<i>Information</i>
Registration no.:	847758968 RR0001
Status:	Registered
Effective date of status:	2014-10-07
Type of qualified donee:	Charity
Designation:	Public foundation
Fiscal period end:	June 30 (2021-2024) August 31 (2020)
Website:	www.foodbankssk.ca

<i>Year</i>	<i>2024</i>	<i>2023</i>	<i>2022</i>	<i>2021</i>	<i>2020</i>
<i>Reporting period ending</i>	June 30	June 30	June 30	June 30	August 31
<i>#months</i>	(12 months)	(12 months)	(12 months)	(10 months)	(12 months)

Source: Food Banks of Saskatchewan Corporation (T3010) and CharityData, 2025

Financial summary

Table 8 presents a financial summary with assets, liabilities, net assets (calculated by difference between assets and liabilities), revenue and expenditures.

Table 8 – Food Banks of Saskatchewan – Financial summary

Description	2024 \$	2023 \$	2022 \$	2021 \$	2020 \$
	June 30	June 30	June 30	June 30	August 31
	(12 months)	(12 months)	(12 months)	(10 months)	(12 months)
Total assets (4200)	379,352	314,926	246,849	626,811	1,370,736
Total liabilities (4350)	54,303	7,169	12,566	10,157	37,143
Total net assets	325,049	307,757	234,283	616,654	1,333,593
Total revenue (4700)	836,219	1,060,234	727,844	1,951,829	3,686,383
Total expenditures before gifts to qualified donees (4950)	159,283	268,687	219,432	219,043	290,233
Total amount of gifts made to all qualified donees (5050)	659,644	718,073	890,783	2,457,507	-
Total expenditures (5100)	818,927	986,760	1,110,215	2,676,550	290,233

Source: Food Banks of Saskatchewan (CRA T3010 Information Return August 31 2020 and June 30 2021-2024) and Charitydata, 2025

Financial position

Table 9 presents assets, Table 10 presents property not used in charitable activities and Table 11 presents liabilities.

Table 9 – Food Banks of Saskatchewan – Assets

Description	code	2024 \$	2023 \$	2022 \$	2021 \$	2020 \$
		June 30	June 30	June 30	June 30	August 31
		(12 months)	(12 months)	(12 months)	(10 months)	(12 months)
Cash, bank accounts, and short term investments	4100	372,195	302,731	237,712	600,353	1,355,693
Amounts receivable from non-arm's length persons	4110	-	-	-	-	6,245
Amounts receivable from all others	4120	6,007	8,290	3,211	18,426	-
Investments in non-arm's length persons	4130	-	-	-	-	-
Long term investments	4140	-	-	-	-	-
Inventories	4150	-	-	-	-	-
Land and buildings	4155	-	-	-	-	-
Other capital assets	4160	2,065	117,555	132,555	132,555	130,490
Accumulated amortization of capital assets	4166	(1,654)	(114,389)	(127,368)	(125,262)	(122,431)
Other assets	4170	739	739	739	739	739
10 year gifts	4180	N/A	262,342	263,344	2,377,354	1,026,140
Total assets	4200	379,352	314,926	246,849	626,811	1,370,736

Source: Food Banks of Saskatchewan (CRA T3010 Information Return August 31 2020 and June 30 2021-2024) and Charitydata, 2025

Table 10 – Food Banks of Saskatchewan – Property not used in charitable activities

<i>Description</i>	<i>code</i>	<i>2024 \$</i>	<i>2023 \$</i>	<i>2022 \$</i>	<i>2021 \$</i>	<i>2020 \$</i>
		June 30	June 30	June 30	June 30	August 31
		(12 months)	(12 months)	(12 months)	(10 months)	(12 months)
Average value of property during the 24 months before the beginning of the fiscal period	5900	270,222	-	-	-	2,159,320
Average value of the property during the 24 months before the end of the fiscal period	5910	337,463	-	-	-	2,449,553

Source: Food Banks of Saskatchewan (CRA T3010 Information Return August 31 2020 and June 30 2021-2024) and Charitydata, 2025

Table 11 – Food Banks of Saskatchewan – Liabilities

<i>Description</i>	<i>code</i>	<i>2024 \$</i>	<i>2023 \$</i>	<i>2022 \$</i>	<i>2021 \$</i>	<i>2020 \$</i>
		June 30	June 30	June 30	June 30	August 31
		(12 months)	(12 months)	(12 months)	(10 months)	(12 months)
Accounts payable and accrued liabilities	4300	6,563	7,169	12,566	10,157	37,143
Deferred revenue	4310	47,740	-	-	-	-
Amounts owing non-arm's length persons	4320	-	-	-	-	-
Other liabilities	4330	-	-	-	-	-
Total liabilities	4350	54,303	7,169	12,566	10,157	37,143

Source: Food Banks of Saskatchewan (CRA T3010 Information Return August 31 2020 and June 30 2021-2024) and Charitydata, 2025

Revenue and expenditures

Table 12 presents a summary of revenue and Table 13 presents a summary of expenditures.

Table 12 – Food Banks of Saskatchewan – Revenue

<i>Description</i>	<i>code</i>	<i>2024 \$</i>	<i>2023 \$</i>	<i>2022 \$</i>	<i>2021 \$</i>	<i>2020 \$</i>
		June 30	June 30	June 30	June 30	August 31
		(12 months)	(12 months)	(12 months)	(10 months)	(12 months)
Total eligible amount of all gifts with tax receipts	4500	635,040	665,457	416,393	999,856	1,303,723
Total eligible amount of tax-receipted tuition fees	5610	-	-	-	-	-
Total amount of 10 year gifts received	4505	-	-	-	-	-
Total amount received from other registered charities	4510	41,695	27,895	-	-	10,000
Total other gifts received for which a tax receipt was not issued by the charity (excluding amounts at lines 4575 and 4630)	4530	147,928	239,920	219,253	265,971	577,103
Total revenue received from federal government	4540	-	-	-	-	-
Total revenue received from provincial/territorial governments	4550	-	-	-	-	-
Total revenue received from municipal/regional governments	4560	-	-	-	-	-
Total tax-receipted revenue from all sources outside of Canada (government and non-government)	4571	-	-	-	-	-
Total non tax-receipted revenue from all sources outside Canada (government and non-government)	4575	-	-	-	-	-
Total interest and investment income received or earned	4580	-	-	-	-	-
Gross proceeds from disposition of assets	4590	-	-	-	-	-
Net proceeds from disposition of assets (show a negative amount with minus sign)	4600	-	14,577	-	-	-
Gross income received from rental of land and/or buildings	4610	-	-	-	-	-
Total non tax-receipted revenues received for memberships, dues and association fees	4620	11,100	10,411	9,450	10,550	10,150
Total non tax-receipted revenue from fundraising	4630	-	-	-	-	-
Total revenue from sale of goods and services (except to any level of government in Canada)	4640	-	-	-	-	-
Other revenue not already included in the amounts above	4650	456	101,974	82,748	675,452	1,785,407
Total revenue	4700	836,219	1,060,234	727,844	1,951,829	3,686,383

Source: Food Banks of Saskatchewan (CRA T3010 Information Return August 31 2020 and June 30 2021-2024) and Charitydata, 2025

Table 13 – Food Banks of Saskatchewan – Expenditures

<i>Description</i>	<i>code</i>	<i>2024\$</i>	<i>2023 \$</i>	<i>2022 \$</i>	<i>2021 \$</i>	<i>2020 \$</i>
		June 30	June 30	June 30	June 30	August 31
		(12 months)	(12 months)	(12 months)	(10 months)	(12 months)
Advertising and promotion	4800	-	1,731	20,895	5,911	111,979
Travel and vehicle expenses	4810	31,800	44,202	49,720	49,462	42,296
Interest and bank charges	4820	457	478	503	521	719
Licences, memberships, and dues	4830	2,574	2,626	827	-	-
Office supplies and expenses	4840	1,287	1,072	1,547	1,355	966
Occupancy costs	4850	-	-	-	-	-
Professional and consulting fees	4860	13,407	8,538	7,996	104,230	124,383
Education and training for staff and volunteers	4870	-	-	-	-	-
Total expenditures on all compensation	4880	-	-	-	-	-
Fair market value of all donated goods used in charitable activities	4890	-	-	-	-	-
Purchased supplies and assets	4891	700	71,762	22,947	48,255	5,655
Amortization of capital assets	4900	2,753	1,598	2,106	2,831	2,687
Research grants and scholarships as part of charitable activities	4910	-	-	-	-	-
All other expenditures not included in the amounts above (excluding gifts to qualified donees)	4920	106,305	136,680	112,891	6,478	1,548
Total expenditures before gifts to qualified donees	4950	159,283	268,687	219,432	219,043	290,233
Of the amounts at line 4950						
a. Total expenditures on charitable activities	5000	32,500	115,964	72,699	97,717	47,950
b. Total expenditures on management and administration	5010	89,523	88,366	96,987	121,326	240,734
c. Total expenditures on fundraising	5020	36,951	71,750	49,268	-	-
d. Total other expenditures included in line 4950	5040	-	-	-	-	-
Total amount of gifts made to all qualified donees	5050	659,644	718,073	890,783	2,457,507	-
Total expenditures	5100	818,927	986,760	1,110,215	2,676,550	290,233

Source: Food Banks of Saskatchewan (CRA T3010 Information Return August 31 2020 and June 30 2021-2024) and Charitydata, 2025

Compensation and numbers of employees

Table 14 presents a summary of compensation and number of employees.

Table 14 – Food Banks of Saskatchewan – Compensation and number of employees

Description	code	2024		2021		2019	
		\$	number	\$	number	\$	number
Total compensation for all positions	390	n/a		n/a		n/a	
Full-time employees	300		n/a		n/a		n/a
Part-time or Part-year employees	370		n/a		n/a		n/a
Total compensation for part-time or part-year employees	380	n/a		n/a		n/a	
Compensation (ten highest)							
\$1 to \$39,999	305		n/a		n/a		n/a
\$40,000 to \$79,999	310		n/a		n/a		n/a
\$80,000 to \$119,999	315		n/a		n/a		n/a
\$120,000 to \$159,999	320		n/a		n/a		n/a
\$160,000 to \$199,999	325		n/a		n/a		n/a
\$200,000 to \$249,999	330		n/a		n/a		n/a
\$250,000 to \$299,999	335		n/a		n/a		n/a
\$300,000 to \$349,999	340		n/a		n/a		n/a
\$350,000 and over	345		n/a		n/a		n/a

Source: Food Banks of Saskatchewan (CRA T3010 Information Return August 31 2019-2020 and June 30 2021-2024) and Charitydata, 2025

Saskatoon Food Bank Incorporated (Saskatoon CMA)

The Saskatoon Food Bank Incorporated is also known as the Saskatoon Food Bank & Learning Centre.



"The Saskatoon Food Bank began as a temporary project in the summer of 1983. By 1984 it was incorporated as a non-profit charity. Since its beginnings in the basement of St. Thomas Wesley United Church it has occupied various locations, coming to the present premises at 202 Avenue C South in 1990. The Grassroots Resource and Learning Centre (later renamed simply Learning Centre) was established in 1992 to offer various life skills programs.

What is now the Saskatoon Food Bank & Learning Centre Garden Patch got its start in 2010 as a community project, the Potato Patch. The Saskatoon Food Bank & Learning Centre began to oversee the project in 2012, renaming it the Garden Patch and is now the flourishing program you see located in the 900 block of 3rd Avenue North. Today, the Saskatoon Food Bank & Learning Centre is a progressive and collaborative organization that uses a systems approach to develop programs, services, and initiatives that address the underlying causes of food insecurity and poverty in our community." (Saskatoon Food Bank & Learning Centre, 2024a)

In 2024, "the report also highlights that 43 per cent of the people relying on the food bank are children, reflecting Saskatoon's high child poverty rate." (Rishaug, 2024)

Vision

"The Saskatoon Food Bank & Learning Centre embraces its role as innovative and collaborative leaders in building an engaged, inclusive, healthy, and empowered community for all." (Saskatoon Food Bank & Learning Centre, 2024b)

Mission

"At the Saskatoon Food Bank & Learning Centre we are committed to ensuring a food secure community where all people have access to safe, affordable, and nutritious food." (Saskatoon Food Bank & Learning Centre, 2024b)

Note:

The Saskatoon Food Bank is one of the major food banks in Saskatchewan, but it's not purely a food bank. It also serves as a learning centre.

Table 15 presents some basic information.

Table 15 – Saskatoon Food Bank – Basic information

<i>Category</i>	<i>Information</i>
Registration no.:	119140903 RR0001
Status:	Registered
Effective date of status:	1984-10-02
Type of qualified donee:	Charity
Designation:	Charitable organization
Fiscal period end:	March 31
Website:	www.saskatoonfoodbank.org

Source: Saskatoon Food Bank (T3010) and CharityData, 2025

Financial summary

Table 16 presents a financial summary with assets, liabilities, net assets (calculated by difference between assets and liabilities), revenue and expenditures.

Table 16 – Saskatoon Food Bank – Financial summary

<i>Description</i>	<i>2024 \$</i>	<i>2023 \$</i>	<i>2022 \$</i>	<i>2021 \$</i>	<i>2020 \$</i>
Total assets (4200)	13,912,034	11,333,122	7,891,340	6,611,336	3,682,403
Total liabilities (4350)	572,531	516,537	519,689	335,459	261,671
Total net assets	13,339,503	10,816,585	7,371,651	6,275,877	3,420,732
Total revenue (4700)	4,767,729	4,984,783	5,316,357	7,102,336	4,003,751
Total expenditures before gifts to qualified donees (4950)	5,071,800	4,496,551	4,220,581	4,247,191	3,128,936
Total amount of gifts made to all qualified donees (5050)	-	-	-	-	-
Total expenditures (5100)	5,071,800	4,496,551	4,220,581	4,247,191	3,128,936

Source: Saskatoon Food Bank (CRA T3010 Information Return March 31 2020-2024) and Charitydata, 2025

Financial position

Table 17 presents assets, Table 18 presents property not used in charitable activities and Table 19 presents liabilities.

Table 17 – Saskatoon Food Bank – Assets

Description	code	2024 \$	2023 \$	2022 \$	2021 \$	2020 \$
Cash, bank accounts, and short term investments	4100	9,883,701	6,764,706	6,837,439	4,832,358	2,676,355
Amounts receivable from non-arm's length persons	4110	4,889	14,660	33,342	28,460	84,274
Amounts receivable from all others	4120	-	-	-	-	-
Investments in non-arm's length persons	4130	-	-	-	-	-
Long term investments	4140	476,312	975,899	354,548	1,153,737	407,190
Inventories	4150	-	-	-	-	-
Land and buildings	4155	4,126,133	4,013,271	1,001,414	1,001,414	1,001,414
Other capital assets	4160	1,050,499	1,011,389	923,254	821,637	685,908
Accumulated amortization of capital assets	4166	(1,716,237)	(1,542,504)	(1,409,960)	(1,312,323)	(1,218,696)
Other assets	4170	86,737	95,701	151,303	86,053	45,958
10 year gifts	4180	N/A	792,697	1,330,860	2,282,621	2,394,424
Total assets	4200	13,912,034	11,333,122	7,891,340	6,611,336	3,682,403

Source: Saskatoon Food Bank (CRA T3010 Information Return March 31 2020-2024) and Charitydata, 2025

Table 18 – Saskatoon Food Bank – Property not used in charitable activities

Description	code	2024 \$	2023 \$	2022 \$	2021 \$	2020 \$
Average value of property during the 24 months before the beginning of the fiscal period	5900	-	-	-	-	-
Average value of the property during the 24 months before the end of the fiscal period	5910	-	-	-	-	-

Source: Saskatoon Food Bank (CRA T3010 Information Return March 31 2020-2024) and Charitydata, 2025

Table 19 – Saskatoon Food Bank – Liabilities

Description	code	2024 \$	2023 \$	2022 \$	2021 \$	2020 \$
Accounts payable and accrued liabilities	4300	225,163	309,573	227,464	250,104	215,713
Deferred revenue	4310	347,368	206,964	292,225	85,355	45,958
Amounts owing non-arm's length persons	4320	-	-	-	-	-
Other liabilities	4330	-	-	-	-	-
Total liabilities	4350	572,531	516,537	519,689	335,459	261,671

Source: Saskatoon Food Bank (CRA T3010 Information Return March 31 2020-2024) and Charitydata, 2025

Revenue and expenditures

Table 20 presents a summary of revenue and Table 21 presents a summary of expenditures.

Table 20 – Saskatoon Food Bank – Revenue

<i>Description</i>	<i>code</i>	<i>2024 \$</i>	<i>2023 \$</i>	<i>2022 \$</i>	<i>2021 \$</i>	<i>2020 \$</i>
Total eligible amount of all gifts with tax receipts	4500	2,026,105	2,865,101	3,067,357	3,317,974	2,668,778
Total eligible amount of tax-receipted tuition fees	5610	-	-	-	-	-
Total amount of 10 year gifts received	4505	-	-	-	-	-
Total amount received from other registered charities	4510	-	-	-	-	-
Total other gifts received for which a tax receipt was not issued by the charity (excluding amounts at lines 4575 and 4630)	4530	1,458,002	677,341	958,589	2,502,693	349,947
Total revenue received from federal government	4540	-	-	-	-	-
Total revenue received from provincial/territorial governments	4550	156,587	311,841	357,402	311,963	628,299
Total revenue received from municipal/regional governments	4560	-	-	-	-	-
Total tax-receipted revenue from all sources outside of Canada (government and non-government)	4571	-	-	-	-	-
Total non tax-receipted revenue from all sources outside Canada (government and non-government)	4575	-	-	-	-	-
Total interest and investment income received or earned	4580	296,216	100,553	58,526	62,721	31,497
Gross proceeds from disposition of assets	4590	-	-	-	-	-
Net proceeds from disposition of assets (show a negative amount with minus sign)	4600	-	-	-	-	-
Gross income received from rental of land and/or buildings	4610	52,285	78,801	-	100	200
Total non tax-receipted revenues received for memberships, dues and association fees	4620	-	-	-	-	-
Total non tax-receipted revenue from fundraising	4630	177,867	248,547	2,597	77,774	157,320
Total revenue from sale of goods and services (except to any level of government in Canada)	4640	-	-	-	-	-
Other revenue not already included in the amounts above	4650	600,667	702,599	871,886	829,111	167,710
Total revenue	4700	4,767,729	4,984,783	5,316,357	7,102,336	4,003,751

Source: Saskatoon Food Bank (CRA T3010 Information Return March 31 2020-2024) and Charitydata, 2025

Table 21 – Saskatoon Food Bank – Expenditures

<i>Description</i>	<i>code</i>	<i>2024 \$</i>	<i>2023 \$</i>	<i>2022 \$</i>	<i>2021 \$</i>	<i>2020 \$</i>
Advertising and promotion	4800	47,728	36,077	30,980	28,889	388,838
Travel and vehicle expenses	4810	44,889	55,633	46,762	33,351	35,475
Interest and bank charges	4820	729	1,037	1,308	15,112	9,995
Licences, memberships, and dues	4830	-	-	-	-	-
Office supplies and expenses	4840	42,561	61,472	68,548	51,477	45,784
Occupancy costs	4850	159,468	180,222	153,506	-	115,882
Professional and consulting fees	4860	662,402	480,645	278,691	58,546	238,286
Education and training for staff and volunteers	4870	-	-	-	130,542	-
Total expenditures on all compensation	4880	2,486,465	2,233,022	2,012,499	1,986,183	1,600,033
Fair market value of all donated goods used in charitable activities	4890	534,538	343,761	544,618	678,859	424,038
Purchased supplies and assets	4891	-	-	-	-	-
Amortization of capital assets	4900	173,678	132,544	97,637	93,627	80,720
Research grants and scholarships as part of charitable activities	4910	-	-	-	-	-
All other expenditures not included in the amounts above (excluding gifts to qualified donees)	4920	919,342	972,138	986,032	1,170,605	539,885
Total expenditures before gifts to qualified donees	4950	5,071,800	4,496,551	4,220,581	4,247,191	3,128,936
Of the amounts at line 4950						
a. Total expenditures on charitable activities	5000	4,595,039	4,088,290	3,863,762	3,939,970	2,800,680
b. Total expenditures on management and administration	5010	369,017	317,130	317,132	247,647	229,302
c. Total expenditures on fundraising	5020	107,744	91,131	39,689	59,575	98,954
d. Total other expenditures included in line 4950	5040	-	-	-	-	-
Total amount of gifts made to all qualified donees	5050	-	-	-	-	-
Total expenditures	5100	5,071,800	4,496,551	4,220,581	4,247,191	3,128,936

Source: Saskatoon Food Bank (CRA T3010 Information Return March 31 2020-2024) and Charitydata, 2025

Compensation and numbers of employees

Table 22 presents a summary of compensation and number of employees.

Table 22 – Saskatoon Food Bank – Compensation and number of employees

Description	code	2024		2021		2019	
		\$	number	\$	number	\$	number
Total compensation for all positions	390	2,486,465		1,986,183		1,447,791	
Full-time employees	300		66		44		34
Part-time or Part-year employees	370		24		14		19
Total compensation for part-time or part-year employees	380	305,987		140,174		210,799	
Compensation (ten highest)							
\$1 to \$39,999	305		0		0		0
\$40,000 to \$79,999	310		7		8		8
\$80,000 to \$119,999	315		2		2		2
\$120,000 to \$159,999	320		1		0		0
\$160,000 to \$199,999	325		0		0		0
\$200,000 to \$249,999	330		0		0		0
\$250,000 to \$299,999	335		0		0		0
\$300,000 to \$349,999	340		0		0		0
\$350,000 and over	345		0		0		0

Source: Saskatoon Food Bank (CRA T3010 Information Return March 31 2019, 2021, 2024) and Charitydata, 2025

Regina & District Food Bank Inc. (Regina CMA)

“Food insecurity remains a critical health issue in Regina, affecting over 25,000 people daily. The Regina Food Bank has evolved since 1982 from offering short-term relief to becoming an essential partner in combating hunger in our community.”
(Regina Food Bank, 2024a)



Vision

“Individuals and community working together to address hunger and sustain independence.” (Regina Food Bank, 2024b)

Mission

“The Regina Food Bank serves those most vulnerable in our community by providing programs and service directly and through partnerships in the areas of food provision, essential skills development and connections to the community supports and opportunities.” (Regina Food Bank, 2024b)

“The Food Hamper Program serves a diverse population:

- 52.5% of those served are women
- 38% are children
- 36% have been in Canada for less than 10 years
- 19% are Indigenous peoples
- 10% are seniors

In total, we served 19,974 unique individuals in 2023-2024, a 21.7% increase from the previous year.” (Regina Food Bank, 2024a)

“According to a financial report from 2023, the Regina Food Bank spent over \$700,000 on food distribution and purchases, feeding nearly 20,000 people.” (Amato, 2024)

Table 23 presents some basic information.

Table 23 – Regina & District Food Bank Inc.– Basic information

Category	Information
Registration no.:	119113975 RR0001
Status:	Registered
Effective date of status:	1983-01-01
Type of qualified donee:	Charity
Designation:	Charitable organization
Fiscal period end:	March 31
Website:	www.reginafoodbank.ca

Source: Regina & District Food Bank Inc. (T3010) and CharityData, 2025

Financial summary

Table 24 presents a financial summary with assets, liabilities, net assets (calculated by difference between assets and liabilities), revenue and expenditures.

Table 24 – Regina & District Food Bank Inc. – Financial summary

Description	2024 \$	2023 \$	2022 \$	2021 \$	2020\$
Total assets (4200)	8,831,130	7,869,546	7,325,740	6,345,735	4,223,916
Total liabilities (4350)	2,966,875	1,883,130	2,123,319	1,913,744	1,834,144
Total net assets	5,864,255	5,986,416	5,202,421	4,431,991	2,389,772
Total revenue (4700)	4,729,930	4,787,528	4,538,225	5,105,100	2,851,407
Total expenditures before gifts to qualified donees (4950)	4,852,091	4,003,534	3,767,795	3,151,188	2,333,597
Total amount of gifts made to all qualified donees (5050)	-	-	-	-	-
Total expenditures (5100)	4,852,091	4,003,534	3,767,795	3,151,188	2,333,597

Source: Regina & District Food Bank Inc. (CRA T3010 Information Return March 31 2020-2024) and Charitydata, 2025

Financial position

Table 25 presents assets, Table 26 presents property not used in charitable activities and Table 27 presents liabilities.

Table 25 – Regina & District Food Bank Inc. – Assets

Description	code	2024 \$	2023 \$	2022 \$	2021 \$	2020 \$
Cash, bank accounts, and short term investments	4100	3,341,981	4,188,035	4,496,583	3,315,709	1,401,117
Amounts receivable from non-arm's length persons	4110	-	-	-	-	-
Amounts receivable from all others	4120	347,903	177,580	121,995	25,723	77,329
Investments in non-arm's length persons	4130	-	-	-	-	-
Long term investments	4140	-	-	-	-	-
Inventories	4150	-	-	-	-	-
Land and buildings	4155	7,463,824	5,194,919	4,180,751	4,084,379	4,080,913
Other capital assets	4160	1,941,298	1,950,558	1,486,661	1,310,089	1,292,413
Accumulated amortization of capital assets	4166	(4,291,422)	(3,675,034)	(3,171,121)	(2,797,314)	(2,635,779)
Other assets	4170	27,546	33,488	210,871	407,149	7,923
10 year gifts	4180	N/A	690,069	697,726	1,218,029	1,526,941
Total assets	4200	8,831,130	7,869,546	7,325,740	6,345,735	4,223,916

Source: Regina & District Food Bank Inc. (CRA T3010 Information Return March 31 2020-2024) and Charitydata, 2025

Table 26 – Regina & District Food Bank Inc. – Property not used in charitable activities

Description	code	2024 \$	2023 \$	2022 \$	2021 \$	2020 \$
Average value of property during the 24 months before the beginning of the fiscal period	5900	-	-	-	-	-
Average value of the property during the 24 months before the end of the fiscal period	5910	-	-	-	-	-

Source: Regina & District Food Bank Inc. (CRA T3010 Information Return March 31 2020-2024) and Charitydata, 2025

Table 27 – Regina & District Food Bank Inc.– Liabilities

Description	code	2024 \$	2023 \$	2022 \$	2021 \$	2020 \$
Accounts payable and accrued liabilities	4300	1,030,674	551,946	717,144	209,884	146,154
Deferred revenue	4310	1,756,201	1,141,184	1,397,655	1,652,719	1,622,133
Amounts owing non-arm's length persons	4320	-	-	-	-	-
Other liabilities	4330	180,000	190,000	8,520	51,141	65,857
Total liabilities	4350	2,966,875	1,883,130	2,123,319	1,913,744	1,834,144

Source: Regina & District Food Bank Inc. (CRA T3010 Information Return March 31 2020-2024) and Charitydata, 2025

Revenue and expenditures

Table 28 presents a summary of revenue and Table 29 presents a summary of expenditures.

Table 28 – Regina & District Food Bank Inc. – Revenue

Description	code	2024 \$	2023 \$	2022 \$	2021 \$	2020 \$
Total eligible amount of all gifts with tax receipts	4500	3,118,901	2,931,637	2,701,229	3,022,293	1,780,864
Total eligible amount of tax-receipted tuition fees	5610	-	-	-	-	-
Total amount of 10 year gifts received	4505	-	-	-	-	-
Total amount received from other registered charities	4510	198,087	22,110	54,054	161,834	91,654
Total other gifts received for which a tax receipt was not issued by the charity (excluding amounts at lines 4575 and 4630)	4530	-	-	-	-	-
Total revenue received from federal government	4540	3,345	10,421	13,820	326,674	-
Total revenue received from provincial/territorial governments	4550	150,455	175,910	397,663	367,643	-
Total revenue received from municipal/regional governments	4560	35,485	35,516	37,841	268,192	51,366
Total tax-receipted revenue from all sources outside of Canada (government and non-government)	4571	-	-	-	-	-
Total non tax-receipted revenue from all sources outside Canada (government and non-government)	4575	-	-	-	-	-
Total interest and investment income received or earned	4580	99,448	86,561	6,758	14,930	8,983
Gross proceeds from disposition of assets	4590	-	(11,000)	27,000	-	51,779
Net proceeds from disposition of assets (show a negative amount with minus sign)	4600	-	(11,000)	27,000	-	(38,383)
Gross income received from rental of land and/or buildings	4610	872,255	827,680	740,758	635,932	657,808
Total non tax-receipted revenues received for memberships, dues and association fees	4620	-	-	-	-	-
Total non tax-receipted revenue from fundraising	4630	-	-	-	-	-
Total revenue from sale of goods and services (except to any level of government in Canada)	4640	-	-	-	-	-
Other revenue not already included in the amounts above	4650	251,954	708,693	559,102	307,602	299,115
Total revenue	4700	4,729,930	4,787,528	4,538,225	5,105,100	2,851,407

Source: Regina & District Food Bank Inc. (CRA T3010 Information Return March 31 2020-2024) and Charitydata, 2025

Table 29 – Regina & District Food Bank Inc. – Expenditures

<i>Description</i>	<i>code</i>	<i>2024 \$</i>	<i>2023 \$</i>	<i>2022 \$</i>	<i>2021 \$</i>	<i>2020 \$</i>
Advertising and promotion	4800	107,742	114,972	70,712	45,381	14,425
Travel and vehicle expenses	4810	78,494	82,003	52,301	44,295	4,216
Interest and bank charges	4820	30,021	29,657	29,317	9,381	9,399
Licences, memberships, and dues	4830	18,044	3,520	3,725	1,703	2,595
Office supplies and expenses	4840	32,831	28,819	17,967	6,464	6,698
Occupancy costs	4850	625,633	664,833	625,344	560,612	540,924
Professional and consulting fees	4860	331,928	180,328	202,408	65,690	37,087
Education and training for staff and volunteers	4870	10,817	27,782	10,908	6,730	2,521
Total expenditures on all compensation	4880	1,554,146	1,272,574	1,427,123	1,158,981	883,075
Fair market value of all donated goods used in charitable activities	4890	-	-	-	-	-
Purchased supplies and assets	4891	-	-	-	-	-
Amortization of capital assets	4900	616,388	514,914	426,802	161,536	176,870
Research grants and scholarships as part of charitable activities	4910	-	-	-	-	-
All other expenditures not included in the amounts above (excluding gifts to qualified donees)	4920	1,446,047	1,084,132	901,188	1,090,415	655,787
Total expenditures before gifts to qualified donees	4950	4,852,091	4,003,534	3,767,795	3,151,188	2,333,597
Of the amounts at line 4950						
a. Total expenditures on charitable activities	5000	1,111,804	907,382	1,372,974	1,302,824	1,254,528
b. Total expenditures on management and administration	5010	2,307,761	1,779,834	1,251,691	1,043,170	504,654
c. Total expenditures on fundraising	5020	190,505	136,572	90,984	83,046	89,243
d. Total other expenditures included in line 4950	5040	1,242,021	1,179,747	1,052,146	722,148	717,794
Total amount of gifts made to all qualified donees	5050	-	-	-	-	-
Total expenditures	5100	4,852,091	4,003,534	3,767,795	3,151,188	2,333,597

Source: Regina & District Food Bank Inc. (CRA T3010 Information Return March 31 2020-2024) and Charitydata, 2025

Compensation and numbers of employees

Table 30 presents a summary of compensation and number of employees.

Table 30 – Regina & District Food Bank Inc. – Compensation and number of employees

Description	code	2024		2021		2019	
		\$	number	\$	number	\$	number
Total compensation for all positions	390	1,554,146		1,158,981		899,141	
Full-time employees	300		37		23		20
Part-time or Part-year employees	370		14		19		3
Total compensation for part-time or part-year employees	380	180,092		103,151		66,938	
Compensation (ten highest)							
\$1 to \$39,999	305		0		1		4
\$40,000 to \$79,999	310		7		7		6
\$80,000 to \$119,999	315		1		1		0
\$120,000 to \$159,999	320		2		1		0
\$160,000 to \$199,999	325		0		0		0
\$200,000 to \$249,999	330		0		0		0
\$250,000 to \$299,999	335		0		0		0
\$300,000 to \$349,999	340		0		0		0
\$350,000 and over	345		0		0		0

Source: Regina & District Food Bank Inc. (CRA T3010 Information Return March 31, 2019, 2021, 2024) and Charitydata, 2025

References

- Amato, A. (2024). Province grants \$2M to struggling Saskatchewan food banks, *Regina Leader Post*, July 25. <https://leaderpost.com/news/local-news/sask-politics/province-grants-2m-to-struggling-sask-food-banks>
- Canada Helps (2025). *Food Banks of Saskatchewan*. <https://www.canadahelps.org/en/charities/food-banks-of-saskatchewan-corporation/>
- Canada Revenue Agency (CRA) (2025). *List of charities and certain other qualified donees – advanced search*. <https://apps.cra-arc.gc.ca/ebci/hacc/srch/pub/dsplyAdvncdSrch>
- Charitydata (2025). *Advanced charity search*. <https://www.charitydata.ca/search>
- Food Banks Canada (2023). *Poverty Report Cards 2023*. 154p. <https://fbcblobstorage.blob.core.windows.net/wordpress/2023/09/PRC-Report-Final-19.09.23.pdf>
- Food Banks Canada (2024a). *Poverty report card*. <https://foodbankscanada.ca/poverty-report-card/>
- Food Banks Canada (2024b). *Poverty report cards 2024*. 199p. <https://fbcblobstorage.blob.core.windows.net/wordpress/2024/05/Poverty-Report-Cards-2024-Final-003.pdf>
- Food Banks of Saskatchewan (2023). *News*. <https://skfoodbanks.ca/news/>
- Food Banks of Saskatchewan (2025). *About-us*. <https://foodbankssk.ca/about-us>
- Moody, T. (2024). Sask. food banks see 42 per cent usage increase in 5 years, *Discover Humboldt*, November 02, <https://www.discoverhumboldt.com/articles/sask-food-banks-see-42-per-cent-usage-increase-in-5-years>
- National Advisory Council on Poverty (NACP) (2022). *Transforming Our Systems: The 2022 Report of the National Advisory Council on Poverty*, Ottawa: Employment and Social Development Canada. https://www.canada.ca/content/dam/esdc-edsc/documents/programs/poverty-reduction/national-advisory-council/reports/2022-annual/NACP_2022-Report-EN-final.pdf
- Regina Food Bank (2024a). *Our impact*. <https://www.reginafoodbank.ca/our-impact>
- Regina Food Bank (2024b). *Our purpose*. <https://www.reginafoodbank.ca/about-us>
- Rishaug, N. (2024). Saskatoon Food Bank demand up 25 per cent in 2024, *CTV News Saskatoon*, December 04. <https://www.ctvnews.ca/saskatoon/article/saskatoon-food-bank-demand-up-25-per-cent-in-2024/>
- Saskatchewan (2024). *Province provides \$2 million to food banks of Saskatchewan*, July 25, [https://www.saskatchewan.ca/government/news-and-media/2024/july/25/province-provides-\\$2-million-to-food-banks-of-saskatchewan](https://www.saskatchewan.ca/government/news-and-media/2024/july/25/province-provides-$2-million-to-food-banks-of-saskatchewan)
- Saskatchewan Blue Cross (2024). *News: Saskatchewan Blue Cross fights food insecurity this holiday season with a \$10,000 donation to food banks of Saskatchewan*, December 23. <https://www.sk.bluecross.ca/news/saskatchewan-blue-cross-fights-food-insecurity-this-holiday-season-with-a-10000-donation-to-food-banks-of-saskatchewan/>

- Saskatoon Food Bank & Learning Centre (2024a). *History*.
<https://saskatoonfoodbank.org/history>
- Saskatoon Food Bank & Learning Centre (2024b). *Annual report 2023-204*, 37p.
<https://static1.squarespace.com/static/54e78b68e4b01dbc2509ee36/t/672a619210f26c540521f6fe/1730830751943/AR24-draft-FINAL3.pdf>
- Statistics Canada (2022a). *Focus on Geography Series, 2021 Census of Population – Saskatchewan, Province*, December 16. <https://www12.statcan.gc.ca/census-recensement/2021/as-sa/fogs-spg/page.cfm?topic=1&lang=E&dguid=2021A000247>
- Statistics Canada (2022b). *Focus on Geography Series, 2021 Census of Population – Saskatoon, Census metropolitan area*, April 02.
<https://www12.statcan.gc.ca/census-recensement/2021/as-sa/fogs-spg/page.cfm?dguid=2021S0503725&topic=1&lang=E>
- Statistics Canada (2022c). *Focus on Geography Series, 2021 Census of Population – Regina, Census metropolitan area*, April 02. <https://www12.statcan.gc.ca/census-recensement/2021/as-sa/fogs-spg/page.cfm?dguid=2021S0503705&topic=1&lang=E>
- Talati, S. (2024). Sask. Government grants \$2M to food banks over next 2 years, *CBC News*. July 25. <https://www.cbc.ca/news/canada/saskatchewan/government-grants-2m-to-food-banks-1.7275865#:~:text=Michael%20Kincade%2C%20executive%20director%20at,admit%20it%2C%20but%20it's%20happening>
- University of Saskatchewan (USask) (2023), USask research tackles food insecurity in the community, *News USask*, December 18.
<https://news.usask.ca/articles/research/2023/usask-research-tackles-food-insecurity-in-the-community.php>

ABOUT THE AUTHORS

François Brouard, DBA, FCPA, FCA is a Full professor in the Sprott School of Business, Carleton University, founding director of the Sprott Centre for Social Enterprises / Centre Sprott pour les entreprises sociales (SCSE/CSES), director of the Professional Accounting Research Group (PARG) and co-director of Philab Ontario.
francois.brouard@carleton.ca

Manuel Litalien, PhD is an Associate professor in the Department of Social Welfare and Social Development, Nipissing University and co-director of Philab Ontario.
manuell@nipissingu.ca

Farnaz Zaredorahi is a PhD student in the Sprott School of Business, Carleton University, and member of the Professional Accounting Research Group (PARG).

[suggestion for citing the research note: Brouard, François, Litalien, Manuel, Zaredorahi, Farnaz (2025). *Food Banks Finances in Canada – An examination of charities in Saskatchewan*, PARG #2025-54RN, Research Note, Professional Accounting Research Group (PARG), Sprott School of Business, Carleton University, September, 28p.]

Copyright © 2025, François Brouard and Manuel Litalien
The views presented in this document do not represent official positions of the Professional Accounting Research Group (PARG), Sprott School of Business, or Carleton University.

PARG research notes

Professional Accounting Research Group (PARG)
Sprott School of Business, Carleton University
(available at <https://sprott.carleton.ca/parg/videos-notes-papers-and-briefs>)

Appendix A

List of research notes in the food banks series

Province	National / Provincial Association	Main cities (CMA or CA)	Food banks	PARG 2025 - # RN
	Overview			2025-50RN
CAN	Food Banks Canada			2025-51RN
BC	Food Banks BC	Vancouver	Greater Vancouver Food Bank Society	2025-52RN
		Vancouver	Sources Community Resources Society	
		Vancouver	Surrey Food Bank Society	
		Vancouver	Richmond Food Bank	
		Victoria	Mustard Seed Food Bank	
		Kelowna	Central Okanagan Food Bank	
		Abbotsford-Mission	Archway Community Services Society	
AB	Food Banks Alberta	Calgary	The Calgary Food Bank	2025-53RN
		Edmonton	Edmonton's Food Bank	
SK	Food Banks of Saskatchewan	Saskatoon	Saskatoon Food Bank & Learning Centre	2025-54RN
		Regina	Regina & District Food Bank	
MB	Harvest Manitoba	Winnipeg	Harvest Manitoba	2025-55RN
ON	Feed Ontario	Toronto	Daily Bread Food Bank	2025-56RN
		Toronto	Food Banks Mississauga	
		Toronto	Kerr Street Community Services	
		Toronto	Caledon Community Services	
		Ottawa	The Ottawa Food Bank	
		Hamilton	Burlington Food Bank	
		Kitchener-Cambridge-Waterloo	The Food Bank of Waterloo Region	
		London	London and Area Food Bank	
		St. Catharines-Niagara	Project Share	
QC	Banques alimentaires du Québec / Food Banks of Québec	Montréal	Moisson Montréal	2025-57RN
		Montréal	Moisson Rive-Sud	
		Montréal	Centre de bénévolat et Moisson Laval	
		Gatineau	Moisson Outaouais	
		Quebec	Moisson Québec	
NB	Feed/Nourrir NB (Formerly Food Depot Alimentaire)	Moncton	Peter McKee Community Centre	2025-58RN
		Saint John	Outflow Ministry	
		Fredericton	Greener Village	
NS	Feed Nova Scotia	Halifax	Parker Street food & Furniture Bank [Community Care Network Society]	2025-59RN
PE	P.E.I. Association of Food Banks (The Upper Room Hospitality Ministry)	Charlottetown	-	2025-60RN
NL	Community Food Sharing Association	St. John's	Bridges to Hope Food Bank	2025-61RN