



Introduction to the Satellite Account for Non- profit Institutions and Volunteering (SANIV)

Social Innovation & Community Development Directorate
Employment & Social Development Canada
October 2023

Canada's Social Innovation and Social Finance (SI/SF) Strategy

- In 2017, the Government of Canada appointed a Co-Creation Steering Group to guide the development of a SI/SF Strategy.
- In response to the recommendations of the Steering Group, the Government of Canada announced three foundational initiatives: the Investment Readiness Program, the Social Finance Fund and the Social Innovation Advisory Council.
- Employment and Social Development Canada (ESDC) is also addressing a horizontal recommendation ([Recommendation No. 11](#)) regarding data and evidence which calls to:
 - **Expand** the evidence base of data and research, and facilitate knowledge sharing across SI ecosystems;
 - **Revive** both the National Survey of Non-Profit and Voluntary Organizations and the Satellite Account for Non-Profit Institutions and Volunteering and;
 - **Update** both surveys by adding data collection on social innovation, social finance and social enterprise organizations in Canada.



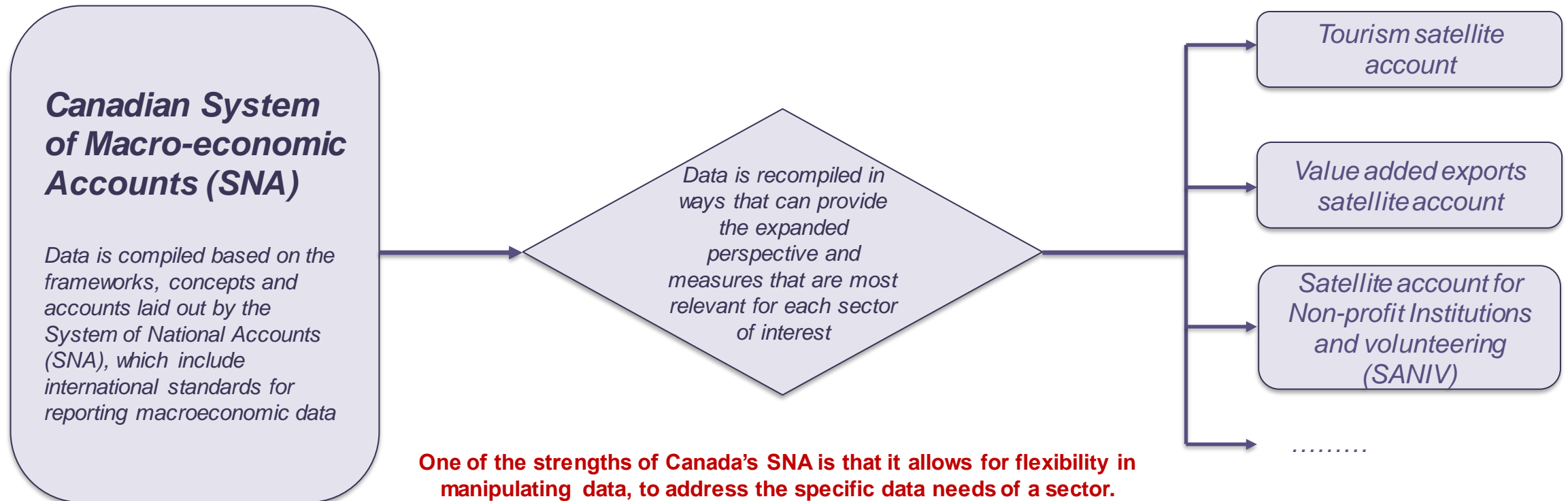
Lack of sufficient data on the non-profit sector

- SISF Steering Group report ([Recommendation No. 11](#)) and the Senate report on the charitable and non-profit sector ([Recommendation No. 16](#)) have highlighted the non-profit sector's call for more and better data.
- **Issue:** the lack of sufficient data on non-profits has direct implications on policy and program development for the sector (e.g., the early days of the pandemic).
- The reason for lack of sufficient data on the non-profit sector may arise from :
 - limited resources provisioned for producing and reporting non-profit data;
 - limited statutory reporting requirements for non-profit organizations and;
 - lack of sufficient frameworks, definitions and terminology that resonate with the non-profit sector.
- Founded on the SI/SF strategy recommendations, the SI/SF community at ESDC have worked in collaboration with Statistics Canada to support the development of **data**, particularly, through the Satellite Account for Non-profits Institutions and Volunteering (**SANIV**).



What are satellite accounts?

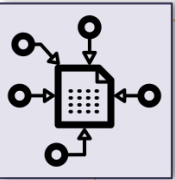
- Satellite accounts provide an expanded perspective on a particular area of the economy.
- This expanded perspective is referred to as 'satellite accounting'.



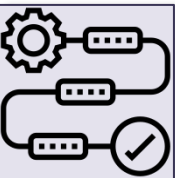
The Satellite Account of Non-profit Institutions and Volunteering (SANIV)



Measures (Data): The SANIV is designed to measure the contribution of the non-profit sector to the Canadian economy and report on indicators such as the GDP, income, outlay, employment, wages, industrial activities, etc.



Data source: Estimates in the satellite account are built from a wide range of data sources, including administrative files (tax records), Statistics Canada surveys and public accounts information.



Methodology: Data is compiled according to international standards (UN handbook of Satellite Accounts) within the Canadian System of National Accounts.

- The System of National Accounts provides a powerful integrating framework for economic statistics on the non-profit sector making it comparable to other sectors.



Accounts within the SANIV

Satellite Accounts for Non-profit Institutions and Volunteering

Economic Accounts

Core Account

The Satellite Account of Non-Profit Institutions and Volunteering was designed to measure the contribution of the non-profit sector to the Canadian economy and report on indicators such as the GDP, income, outlay, employment, wages, industrial activities, etc.

Labour

(Human Resource Module –HRM)

Sub-Account

- Provides data on the non-profit sector workforce, including demographics, jobs and wages.
- Additional data sources: census data

Society & Community

(Volunteering Module)

Sub-Account

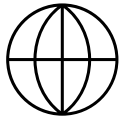
- Provides estimates for the economic value of volunteering in the non-profit sector.
- Additional data sources: Survey on giving and volunteering

Note: Sub-accounts are based on the core account – they provide a more detailed view on specific aspects or measures relevant to the sector



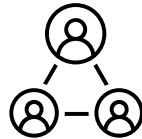
SANIV products & publications

Satellite Account for Non-Profit Institutions & Volunteering (SANIV)



Quarterly and annual publications on the economic indicators of the non-profit sector disaggregated by industry and region, including GDP, income, outlay, transfers, assets etc.

Human Resources Module



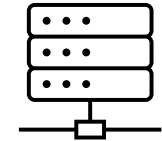
Composition and utilization of human resources in the non-profit sector (i.e., full-time & part-time employment, participation of equity deserving groups in the workforce, volunteering activities & economic value).

Analytical Paper



A report that analyses changes in macro-economic indicators and trends in the sector, including changes and trends in employment and workforce.

Interactive Dashboard



Interactive data visualization tools that make SANIV/HRM data more accessible. The dashboards allow for a quick and easy grasp of some of the key indicators.

*SANIV currently has **sixteen data products** including data tables, analytical papers and interactive tools that provide data on **non-profit sector** and the changes in key economic indicators of this sector*

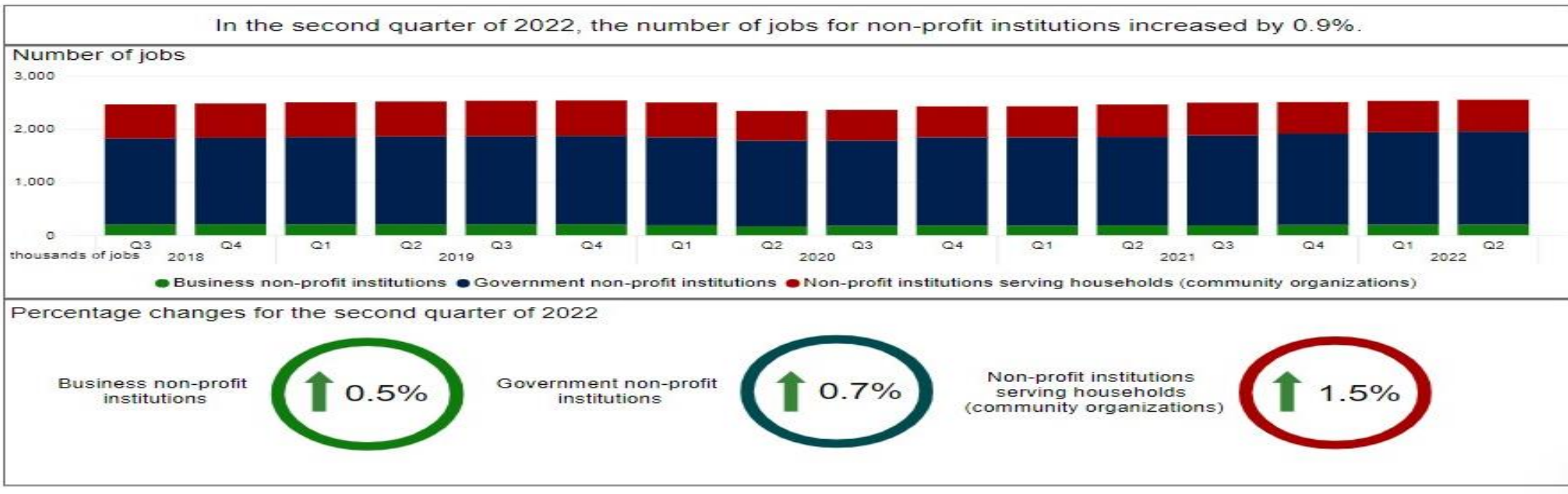


SANIV Dashboard: Interactive tool for Non-profit Institutions Economic Account

Non-profit institutions key indicators for the second quarter of 2022

Overview
Sector
Activity

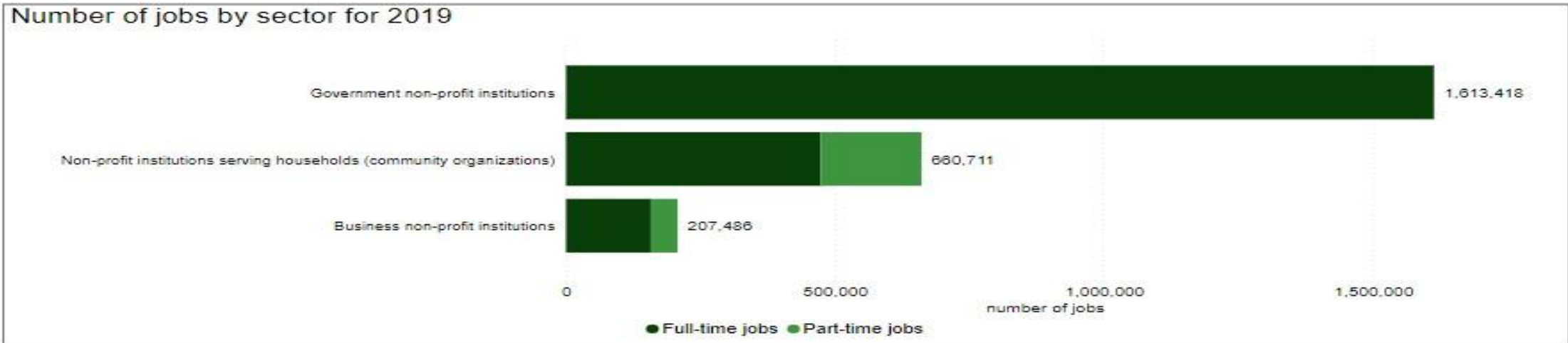
Indicators
 Number of jobs



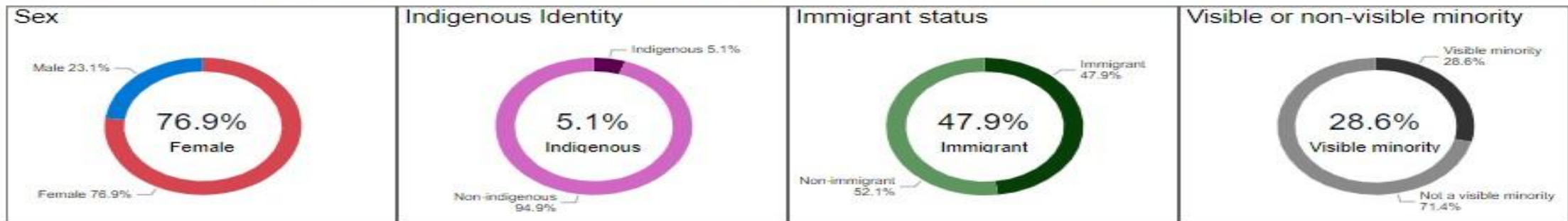
SANIV Dashboard: Interactive tool for Human Resource Module

Non-profit institutions, Human resources module

Overview
Sector
Number of jobs by demographics
Average annual wages and salaries by demographics



Percentage of number of jobs in the non-profit institutions by characteristic for 2019, by:



SANIV data tables: GDP at basic prices by the activity type - ICNPO Industrial classification (x 1,000,000)

Non Profit Satellite Account by activity, seasonally adjusted at annual rates (x 1,000,000)

Sector	Total non-profit institutions				
Indicators	Gross domestic product at basic prices (current prices)				
Geography	Canada				
Activity	Q2 2021	Q3 2021	Q4 2021	Q1 2022	Q2 2022
	Dollars				
Total activities	193,767	198,716	202,767	209,598	212,509
Culture and recreation	5,885	6,099	6,177	6,199	6,359
Education and research	55,492	56,647	56,794	58,643	59,785
Health	86,435	88,288	90,464	94,034	93,984
Social services	20,358	21,100	21,898	22,909	23,658
Environment	430	443	449	461	469
Development and housing	2,879	3,018	3,172	3,301	3,492
Law, advocacy and politics	626	629	651	658	666
Religion	3,669	3,702	3,802	3,911	4,016
Business and professional associations, unions	9,631	10,079	10,393	10,402	10,729
Other activities	8,362	8,711	8,966	9,080	9,350

Source: Statistics Canada



Importance of the SANIV

Strategic Analysis



- ✓ Strategic overview of the non-profit sector;
- ✓ Developing and implementing programs that best reflect the current changes and trends in the sector;
- ✓ Enhancing analysis of Equity Deserving Groups participation in the non-profit workforce.

Timely Response



- ✓ Evidencing proposals focused on the non-profit sector
- ✓ Sector can use the data to evidence pre-budget submissions.
- ✓ Sector can advocate for their needs from an evidence informed lens

Benchmarking



- ✓ Allowing for supplementary approaches to analyse impact and outreach of programs led by or targeting non-profit organizations

(For example, program outreach and distribution of funding can be benchmarked against GDP by sub sector or activity type).

International Collaboration



- ✓ Supporting partners

(For example, the UK is developing a satellite account modelled on Canada's SANIV).
- ✓ Responding to requests for information.

(For example, we provided input to OECD about the framework for measuring the non-profit sector in Canada and the key economic and HR indicators in the sector).



Challenges and gaps in the SANIV data

Granularity



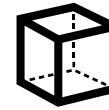
- ✓ There is need for more granularity, for which additional variables would have to be added to the SANIV and the HRM.
- ✓ *For example: Non-profit corporations with Registered Charity units and without Registered Charity units need to be identified in the SANIV.*

Terminology



- ✓ In earlier consultations with stakeholders from the non-profit sector, the need for using terminology that best resonates with the sector was highlighted.

Unit



- ✓ There is no official estimation of the number of non-profit organizations.
- ✓ There are challenges in finalizing this estimate, but this is a key consideration.

Disaggregation



- ✓ The current version of the SANIV lacks disaggregation
- ✓ *For example, racial disaggregation beyond VISMIN is not available (e.g., Indigenous peoples, Black peoples), gender disaggregation beyond Male/female is not available.*



Contact us

Sana Khan

(Elle – She/Her)

Analyste des politiques | Policy Analyst

Innovation sociale et Développement communautaire | Social Innovation and Community Development

Emploi et Développement social Canada | Employment and Social Development Canada

sana.khan@hrsdcc.gc.ca | 403-462-8572

Manu Ashok

(Il – He/Him)

Analyste des politiques | Policy Analyst

Innovation sociale et Développement communautaire | Social Innovation and Community Development

Emploi et Développement Social Canada | Employment and Social Development Canada

manusathyan.ashok@hrsdcc.gc.ca | 343-987-2373

