



## *Do you have questions in your practice with limited research capacity?*

# **We may be able to help!**

### **Who We Are**

**SIM Social Work Research Lab** (PI: Dr. Kenta Asakura) aims to **Strengthen, Innovate, and Mobilize simulation-based research** on social work education and practice. This is the first and only social work-specific, simulation-based research lab in North America. Simulation refers to a situation where a student or a practitioner engages with a simulated “client” (i.e., actors, artificial intelligence technology) portraying a designed character and scenario similar to those encountered in practice.

### **The SIM Lab**

The SIM Lab is designed to reflect a realistic practice environment and includes a waiting and counselling room. The furniture in these rooms is moveable to replicate a broad range of agency and institutional settings, and to accommodate work with individuals, families, and small groups. The rooms are equipped with the latest AV technologies. The counselling room includes a large screen for interacting with AI clients, and shares a one-way mirror to the observation room with computer equipment and access to a variety of research software.


### **What We Offer**

We work with community partners, researchers and funders to engage in practice-based research. Are your agency’s interventions effective? Is a new model of treatment feasible within your context? These are the sorts of questions we can support you in answering.

### **How Much Does It Cost?**


Your agency does not have to pay to access research with the SIM Lab. The SIM Lab has all of the infrastructure necessary to support these projects and the Lab Directors will take the lead on developing funding applications to support your agency’s individual projects.

### **How Your Agency Can Benefit**




**Capacity**

Enhance capacity to reach your agency’s goals



**Resources**

Get support in using your agency’s resources effectively



**Time**

Promote efficient work flow within your agency



**Program Quality**

Ensure your agency is making an impact in the community



*Example One:* Your **children’s mental health agency** is interested in examining **worker competencies** in using a particular theoretical model. Your staff can access the SIM Lab and use simulation to evaluate their use of the model.

*Example Two:* Your counselling agency wants to understand if **differences in empathy** exist when working with clients **face-to-face** versus **online platforms**, such as Skype or text-based counselling. The SIM Lab can use simulation to understand empathy differences in your agency’s intervention delivery methods.



### **Partner With SIM**

My agency is interested. Now what?

- 1) Get in touch with us using our contact information below.
- 2) Meet with us to brainstorm research ideas and plan your research outcomes.
- 3) We will take the lead on developing funding applications for your agency’s research project.
- 4) The SIM Lab will research the topic of your agency’s choice, develop guidance and identify gaps in order to further improve your agency.

### **Some of Our Current Research Projects Include:**

- What Does Social Justice Look like When Sitting with Clients?
- Knowing and Not Knowing: Navigating Uncertainty in Social Work Practice
- Evaluating Artificial Intelligence (AI)-Based Simulation in Teaching Social Work Practice

### **Get In Touch**

If you are interested in learning more about our work and SIM Lab, please visit our website at [www.carleton.ca/socialwork/simlab/](http://www.carleton.ca/socialwork/simlab/).

If your agency is interested in discussing research ideas or acquiring more information about our work, please contact the Lab Director at [sarahtodd@cunet.carleton.ca](mailto:sarahtodd@cunet.carleton.ca).